



OHIO STATE ATHLETICS COMMUNICATIONS

Fawcett Center, 6th Floor | 2400 Olentangy River Rd. | Columbus, Ohio 43210

OHIO STATE FOOTBALL RELEASE Sept. 29, 2014

#18/20 Ohio State at Maryland

Saturday, Oct. 4, 2014, Noon ET
Byrd Stadium (54,000), College Park, Md.

THE BROADCASTS

TV: ABC
Sean McDonough (Play-by-Play)
Chris Spielman (Analyst)
Todd McShay (Reporter)



Radio: WBNS (FM 97.1 The Fan) is the flagship station for the 64-station Ohio State Radio Network. The Urban Meyer pre-game show airs 30 minutes prior to kickoff. **Paul Keels** will call the play-by-play with former Buckeye **Jim Lachey** in the booth and **Marty Bannister** on the sidelines. The game can also be heard nationally on Sirius-XM satellite radio channels 84.



TEAM COMPARISON



Record 3-1, 0-0 B1G	Record 4-1, 1-0 B1G
Rank 18/20	Rank --/RV
Pts/Gm 42.8	Pts/Gm 36.8
Rush Yds/Gm 241.5	Rush Yds/Gm 155.2
Pass Yds/Gm 279.8	Pass Yds/Gm 262.4
Total Off/Gm 521.3	Total Off/Gm 417.6
Total Def/Gm 315.5	Total Def/Gm 434.8

INDIVIDUAL LEADERS

RUSHING #15 Ezekiel Elliott 55-323 yds, 3 TD, 80.8 ypg	RUSHING #16 C.J. Brown 56-266 yds, 5 TD, 53.2 ypg
PASSING #16 J.T. Barrett 70-110, 1087 yds 13 TD, 5 INT, 271.8 ypg	PASSING #16 C.J. Brown 73-128, 996 yds 7 TD, 3 INT, 199.2 ypg
RECEIVING #9 Devin Smith 9-278 yds, 4 TD, 69.5 ypg	RECEIVING #1 Stefon Diggs 29-398 yds, 2 TD, 79.6 ypg
DEFENSE #37 Joshua Perry 32 tkls, 19 solo, 3 TFL, 1 INT	DEFENSE #21 Sean Davis 42 tkls, 30 solo, 2.0 TFL

THE SERIES

Saturday will be the first meeting between Ohio State and Maryland.

No. 18/20 Ohio State at Maryland Game Notes

Game to be televised on ABC at Noon ET

FIRST AND 10

- Ohio State enters the game having won 16 consecutive Big Ten regular season games.
- Ohio State tied an NCAA record with 45 first downs in the win over Cincinnati. It also topped 700 yards of total offense for the third time ever.
- Ohio State has recorded 15 pass plays of 20 or more yards through four games.
- Redshirt freshman QB J.T. Barrett accounted for 409 yards of offense (330 passing, 79 rushing) with four TD passes in the win over Cincinnati.
- Barrett has thrown for 300+ yards in back-to-back games for the first time since Troy Smith in 2005.
- Barrett leads the Big Ten in total offense with 323.0 yards per game.
- Sophomore RB Ezekiel Elliott enjoyed a breakout game with 182 yards rushing Saturday vs. UC.
- Senior WR Devin Smith needs three more receptions (97) to reach 100 for his career.
- Sophomore DE Joey Bosa has three forced fumbles this season, all of which have led to Buckeye points (23 total).
- Head coach Urban Meyer has not lost a game in the month of October since the 2010 season.



Sophomore RB **Ezekiel Elliott** rushed 28 times for 182 yards and one TD and caught five passes for 51 yards in the 50-28 win over Cincinnati.

2014 SCHEDULE/RESULTS

Date	Opponent	Time/Result	TV
8/30	vs. Navy ¹	W, 34-17	CBS/SSN
9/6	Virginia Tech	L, 21-35	ESPN
9/13	Kent State	W, 66-0	ABC
9/27	Cincinnati	W, 50-28	BTN
10/4	at Maryland	Noon	ABC
10/18	Rutgers	3:30 p.m.	TBA
10/25	at Penn State	8 p.m.	ABC/ESPN/2
11/1	Illinois	8 p.m.	ABC/ESPN/2
11/8	at Michigan State	8 p.m.	ABC
11/15	at Minnesota	TBA	TBA
11/22	Indiana	TBA	TBA
11/29	Michigan	TBA	TBA
12/6	B1G Championship ²	8 p.m.	FOX

¹M&T Bank Stadium, Baltimore, Md.
²Lucas Oil Stadium, Indianapolis, Ind.



The 2014 season is the 125th football season in the storied history of the program. Varsity football was first played on the campus of The Ohio State University in the spring of 1890. Ohio State football

has since gone on to achieve remarkable successes, highlighted by:

- 7 national championships, including four AP national championships (1942, 1954, 1968, 2002);
- The fifth-most wins (849) in Division I history and the fifth-highest winning percentage (.717);
- 43 bowl games, including 14 Rose Bowls, and all-time highs for BCS bowls (9) and BCS wins (5);
- 34 Big Ten Conference championships;
- 24 College Football Hall of Famers and 7 Pro Football Hall of Famers;
- The most Heisman Trophy winners (7; tied with USC and Notre Dame); and
- 36 Academic All-Americans

ATHLETICS COMMUNICATIONS

Assoc. Director, Football SID	Jerry Emig emig.2@osu.edu; 614-203-2766 (c) Twitter: @BuckeyeNotes
Assoc. Director, Secondary FB SID	Adam Widman widman.12@osu.edu; 614-572-6903 (c) Twitter: @AdamWidman
Official Web site	OhioStateBuckeyes.com
Facebook	Facebook.com/Buckeyes
Twitter	@OhioStAthletics; @Brutus_Buckeye
Instagram	@Brutus_Buckeye

OHIO STATE MEDIA AVAILABILITY

29	MON	30	TUE	1	WED	2	THUR	3	FRI	4	SAT	5	SUN
11 a.m. ET Weekly release posted at OhioStateBuckeyes.com		1:36 p.m. ET Coach Meyer on Big Ten teleconference Email Jerry Emig (emig.2@osu.edu) or Adam Widman (widman.12@osu.edu) for call-in number		6:15 p.m. ET Coach Meyer post-practice update; selected players available (WHAC Indoor Field)		Noon ET Coach Urban Meyer Call-In Show (97.1 FM The Fan in Columbus, or www.971thefan.com)		No media availability		Ohio State at Maryland Noon ET, ABC		No media availability	
11:45 a.m. ET Coach Meyer press conference (WHAC Team Room)				6:30-7:30 p.m. ET Return out-of-town calls for requested players						Postgame Interviews Ohio State locker room is closed. Coach Meyer and selected assistant coaches and players will be brought to the interview area following a cooling-off period.			
12:15 p.m. ET Asst. Coaches available (WHAC Indoor Field)													
12:30 p.m. ET Player interviews (WHAC Indoor Field)													

The Woody Hayes Athletic Complex (WHAC) is located at 535 Irving Schottenstein Drive, Columbus, Ohio, 43210. Coach Meyer's Monday press conferences are held in the WHAC Team Room. Parking is available on the north and west sides of the building. Please enter through the Biggs Atrium on the north side. A complete transcript of Coach Meyer will be available online at www.OhioStateBuckeyes.com after each Monday press conference and after home games.

THE COACHES



Urban Meyer **Coach** Randy Edsall
Cincinnati, 1986 **Alma Mater** Syracuse, 1980
27-3 (3rd) **Record at School** 17-25 (4th)
131-26 (13th) **Career Record** 91-95 (16th)
0-0 **Record vs. Opponent** 0-0
0-0 **Record vs. Coach** 0-0



BIG TEN OPENER THIS WEEK

Ohio State opens Big Ten Conference play on the road at Maryland Saturday in a noon game that will be nationally televised by ABC. The Buckeyes are 3-1 on the season and have won two straight since a home-opening, 35-21 loss to Virginia Tech Sept. 6. Maryland is 4-1 on the season and also has won two consecutive games, including a first-ever Big Ten win last week over Indiana, 37-15.

FIRST MEETING

Ohio State and Maryland are meeting for the first time on the college football gridiron. The Terrapins joined the Big Ten Conference on July 1 of this year after 62 years as a member of the Atlantic Coast Conference.

LOCATION. LOCATION. LOCATION.

Maryland home football games are played at its on-campus facility in College Park, Md.: Byrd Stadium, capacity 54,000. The field is FieldTurf. The stadium is named for former football coach and Maryland president, Dr. Harry C. Byrd, who was the main advocate for the building of the facility. It was completed in 1923.

16 CONSECUTIVE BIG TEN WINS

Ohio State has won 16 consecutive Big Ten Conference games dating to the start of the 2012 conference season. The Big Ten record for conference wins is 20, set by the 2005-07 Ohio State teams.

FIRST COACHING MATCH-UP

The game will match an Urban Meyer-coached team vs. a Randy Edsall-coached team for the first time. Meyer is in his 13th season as a head coach while Edsall is in year No. 16 as a collegiate head coach, having spent 12 seasons at Connecticut prior to taking over at Maryland in 2011.

OHIO STATE TOPS CINCINNATI

Ohio State's offense was unstoppable Saturday in front of a record crowd of 108,362 in Ohio Stadium and the result was a 50-28 victory for the Buckeyes over the Cincinnati Bearcats. Ohio State topped 700

yards of total offense for only the third time ever with 710 yards, the third-highest total in school history (ahead are 718-yard games vs. Mt. Union in 1930 and 715 vs. Utah in 1986) and not far from the Big Ten record of 756 yards set by Wisconsin two weeks ago vs. Bowling Green. The Buckeyes set a school-record and tied the NCAA mark with 45 first downs. It also tied the school mark with 101 offensive plays from scrimmage.

OHIO STATE VS. OHIO SCHOOLS

Ohio State is now 180-58-15 all-time vs. schools from the state of Ohio. The Buckeyes' 50-28 win over Cincinnati Saturday was the 45th consecutive win or tie vs. another Ohio school and it was the team's 40th consecutive victory. Ohio State has not lost to an in-state school in 93 years, or since losing, 7-6, to Oberlin in 1921.

BARRETT LEADS OFFENSIVE CHARGE

Red-shirt freshman quarterback J.T. Barrett was outstanding against the Bearcats with a career-best 330 passing yards and 409 total yards, the second-highest total in school history next to Art Schlichter's 412-yard game vs. Florida State in 1981. Barrett was 26 of 36 passing with four touchdowns and no interceptions while connecting with 10 different receivers. He also rushed for a career-high 79 yards in 14 attempts.

J.T. BARRETT SO FAR ...

In just four collegiate games, Wichita Falls, Texas' J.T. Barrett has ...

- Thrown for 1,087 yards while completing 63.6-percent of his passes with 13 touchdowns and only five interceptions;
- Thrown for 300-or-more yards in consecutive games, the first Buckeye quarterback to accomplish that since Troy Smith did so vs. Michigan and Notre Dame at the end of the 2005 season;
- Had the second-highest game for total yards in school history with 409 vs. Cincinnati;
- Climbed to eighth nationally in passing efficiency with a rating of 178.6 and to 10th nationally with 13 touchdown passes; and

TEAM COMPARISON



Rank	Value	Stat	Rank	Value
17	521.3	Total Offense	66	417.6
22	241.5	Rushing Offense	78	155.2
37	279.8	Passing Offense	48	262.4
6	174.47	Passing Efficiency	39	145.32
14	42.8	Scoring Offense	T-41	36.8
22	315.5	Total Defense	89	434.8
65	153.0	Rushing Defense	100	200.6
13	162.5	Passing Yards Allowed	61	234.2
43	117.20	Passing Efficiency Defense	18	104.02
32	20.0	Scoring Defense	31	19.8
T-82	-0.25	Turnover Margin	36	0.60
32	0.460	3rd Down Conversion Pct.	69	0.405
T-53	0.571	4th Down Conversion Pct.	T-1	1.000
47	0.352	3rd Down Conversion Pct. Defense	60	0.381
T-120	1.000	4th Down Conversion Pct. Defense	41	0.417
55	0.857	Red Zone Offense	50	0.867
92	0.889	Red Zone Defense	5	0.588
83	36.70	Net Punting	106	34.31
23	13.71	Punt Returns	5	22.50
61	21.50	Kickoff Returns	20	25.30
T-20	116	First Downs	42	103
14	68	First Downs Allowed	107	113
T-40	5.50	Fewest Penalties Per Game	T-64	6.40
T-34	46.25	Fewest Penalty Yards Per Game	76	59.80
22	32:11	Time of Possession	79	29:07

- Moved to the forefront of the Big Ten in total offense with an average of 323.0 yards per game.

BIG TEN HONORS BARRETT

J.T. Barrett was named the Big Ten's co-Freshman of the Week for his efforts vs. Cincinnati that included 409 yards of total offense and four touchdown passes. This is the third Freshman of the Week honor (or co-Freshman) for Barrett this season. He has also earned the league's offensive Player of the Week award once.

BREAK-OUT GAME FOR EZEKIEL ELLIOTT

Sophomore running back Ezekiel Elliott entered the Cincinnati game with 27 carries for 141 yards and two touchdowns, and with four receptions for 52 yards. Against UC he topped virtually all those totals with a take-notice 182 yards rushing off 28 carries and with five receptions for 51 yards. He had 10 rushes or receptions of over 10 yards and his three-yard touchdown run in the first quarter gave the Buckeyes the lead for good at 14-7.

BIG BAD BOSA

Another strip-sack and forced fumble for Joey Bosa gives the talented defensive end 4.5 tackles-for-losses this season, including 2.5 sacks, and three forced fumbles that have directly led to 23 Buckeye points. Saturday he leveled Cincinnati quarterback Gunner Kiel and forced a fumble that rolled into the end zone so a Bearcat had to bat it out of play for a safety. Following the free kick, Ohio State marched 58 yards in nine plays for a touchdown and a 23-7 lead.

FOURTH 300 & 300 GAME

Ohio State had 380 rushing yards and 330 passing yards vs. Cincinnati. This marked the fourth time in school history the team has topped 300 yards in both categories in the same game.

300 Rushing & 300 Passing

2014 – 380 and 330 vs. Cincinnati
2010 – 342 and 303 vs. Eastern Michigan
1996 – 317 and 315 vs. Rice
1986 – 394 and 321 vs. Utah

MORE BULLET POINTS FROM SATURDAY

- Dontre Wilson led the Buckeyes with a career-best six receptions and for a career-best 71 yards, including a 24-yard touchdown to give Ohio State a 43-28 lead.
- The 380-yards rushing for the Buckeyes was only the fifth-highest rushing total for an Urban Meyer-coached Ohio State team, after the 441, 408, 393 and 388-yard rushing games last year vs. Illinois, Penn State, Michigan and Florida A&M, respectively.
- Meyer's Buckeyes have now rushed for 300 or more yards 11 times in his 30 games as coach.
- Three UC pass completions netted 221 yards – all by Chris Moore – and the 18 other pass completions by the Bearcat QBs netted 131 yards.
- Cincinnati's last four series of the game resulted in four consecutive punts, 17 plays and only 27 yards.

OFFENSIVE OPTIONS

With receiver Evan Spencer and H-back Dontre Wilson getting into the touchdown scoring column vs. Cincinnati, Ohio State now has 10 different players who have scored touchdowns through four games. Last year, 14 Buckeyes finished the season with a touchdown scored and in 2012 11 Buckeyes scored touchdowns.

29 PLAYS OF 10-OR-MORE YARDS

Thirteen different Ohio State players combined for 29 offensive plays of 10-or-more yards vs. Cincinnati, on its way to the third-most prolific day in school history with 710 offensive yards. Ezekiel Elliott led the way with 11 such plays with Dontre Wilson next with three and three players – J.T. Barrett, Rod Smith and Devin Smith – netting two apiece.

NICE GAME FOR NUERNBERGER

Sean Nuernberger's 14-point game vs. the Bearcats included a critical, 42-yard field goal in the third quarter to put the Buckeyes up by a touchdown, 36-28, over a Bearcats team that was rallying against the home team behind a 21-3 run. Nuernberger had earlier connected on a 25-yard field goal. For the season, he is 3 of 4 from outside of 40 yards and 5 of 7 overall.

RECORD CROWD MAKES OHIO STATE NO. 1

A record crowd of 108,362 fans were in Ohio Stadium for the Ohio State/Cincinnati game. The crowd is the largest of this young season in college football and positions Ohio State No. 1 in average home attendance through the first five weeks of the season.

2014 Home attendance – Average

1. 106,761 – Ohio State (Ohio Stadium)
2. 104,298 – Texas A&M (Kyle Field)
3. 104,113 – Michigan (Michigan Stadium)
4. 101,460 – LSU (Tiger Stadium)
5. 101,316 – Alabama (Bryant-Denny Stadium)

Top 5 Ohio Stadium crowds

1. 108,362 vs. Cincinnati; Sept. 27, 2014
2. 107,517 vs. Virginia Tech; Sept. 6, 2014
3. 106,102 vs. Nebraska; Oct. 6, 2012
4. 106,033 vs. USC; Sept. 12, 2009
5. 105,899 vs. Penn State; Oct. 26, 2013
105,899 vs. Michigan; Nov. 24, 2012

BUCKEYE OFFENSE GOES THE DISTANCE

The Buckeye offense had to earn their points Saturday, never having the luxury of starting with a short field. Ohio State's 13 offensive drives Saturday all started on its half of the field, with the average starting field position being its own 29-yard line on OSU's eight scoring drives. The Buckeyes scored touchdowns the first four times they had the ball, with the first and second starting at their own 25- and 9-yard lines. The third (42) and fourth (48) started closer to midfield. In the third quarter, the Buckeyes started their first two drives at their own 25, resulting in field goals. On their next two possessions, Ohio State went 62 yards in seven plays and 73 yards in 11 plays -- both resulting in TDs -- to seal the win.

ALL-TIME APPEARANCES AT NO. 1 IN THE ASSOCIATED PRESS POLL

RK	SCHOOL	TIMES
1.	Oklahoma	101
2.	Notre Dame.....	98
3.	OHIO STATE	94
4.	USC	91
5.	Alabama.....	71

ALL-TIME APPEARANCES IN THE ASSOCIATED PRESS POLL

RK	TEAM	APP
1.	OHIO STATE	827
2.	Michigan	795
3.	Oklahoma	759
4.	Notre Dame.....	745
5.	USC	729

All AP Polls released, including Preseason Polls, from 1936-present

UNIVERSITY/TEAM INFORMATION

Location.....	Columbus, Ohio
Population.....	1.7 million
Founded	1870
Joined Big Ten	1912
First Year of Big Ten Football	1913
Enrollment.....	63,058
Nickname.....	Buckeyes
Colors	Scarlet and Gray
Marching Band	The Ohio State University Marching Band – "TBDBITL"
President.....	Dr. Michael V. Drake
Vice President/Director of Athletics	Gene Smith
Senior Woman Administrator	Miechelle Willis
Faculty Representative.....	John Bruno
Website.....	OhioStateBuckeyes.com

TEAM HISTORY

First Year of Football.....	1890
All-Time Record (Years).....	852-319-53 (125th)
All-Time Big Ten Record (Years).....	473-171-24 (102nd)
Big Ten Championships (Last).....	34 (2009)
All-Time Bowl Record.....	19-24
National Championships.....	7
Consensus All-America Selections	78
First Team All-Big Ten Selections	377

TEAM INFO

Head Coach.....	Urban Meyer (Cincinnati, 1986)
Record at Ohio State	27-3 (3rd year)
Career Record.....	131-26 (13th year)
National Championships.....	2 (2006 & 2008)
Conference Championships	4 (2003 & 2004 at Utah; 2006 & 2008 at Florida)
NFL Draft Picks.....	45
First-Round NFL Draft Picks.....	11
Academic All-Conference Players	212

ASSISTANT COACHES

Luke Fickell.....	Defensive Coordinator/Linebackers
Chris Ash.....	Co-Defensive Coordinator/Safeties
Tom Herman.....	Offensive Coordinator/Quarterbacks
Ed Warinner.....	Co-Offensive Coordinator/Offensive Line
Larry Johnson	Asst. Head Coach/Defensive Line
Kerry Coombs.....	Cornerbacks/Special Teams
Stan Drayton... Asst. Head Coach for Offense/Running Backs	
Tim Hinton.....	Tight Ends/Fullbacks
Zach Smith.....	Wide Receivers
Mickey Marotti... Asst. AD for Football Sports Performance	

TOP 25 POLLS

ASSOCIATED PRESS POLL

Rk.	Team (1st votes)	Record	Points
1.	Florida State (27)	4-0	1416
2.	Oregon (13)	4-0	1405
3.	Alabama (13)	4-0	1387
4.	Oklahoma (7)	4-0	1357
5.	Auburn	4-0	1272
6.	Texas A&M	5-0	1206
7.	Baylor	4-0	1149
8.	UCLA	4-0	975
9.	Notre Dame	4-0	972
10.	Michigan State	3-1	944
11.	Ole Miss	4-0	906
12.	Mississippi State	4-0	848
13.	Georgia	3-1	788
14.	Stanford	3-1	643
15.	LSU	4-1	636
16.	USC	3-1	560
17.	Wisconsin	3-1	502
18.	BYU	4-0	450
19.	Nebraska	5-0	445
20.	OHIO STATE	3-1	298
21.	Oklahoma State	3-1	246
22.	East Carolina	3-1	237
23.	Kansas State	3-1	216
24.	Missouri	4-1	145
25.	TCU	3-0	109

Others receiving votes: Arizona State 97, South Carolina 61, Clemson 52, Arizona 43, Marshall 40, Georgia Tech 37, West Virginia 24, Arkansas 18, **Maryland 5**, Louisville 4, North Dakota State 3, Washington 2, North Carolina State 1, Virginia 1.

USA TODAY/COACHES POLL

Rk.	Team (1st votes)	Record	Points
1.	Alabama (15)	4-0	1477
2.	Florida State (26)	4-0	1468
3.	Oklahoma (14)	4-0	1442
4.	Oregon (7)	4-0	1407
5.	Auburn	4-0	1312
6.	Baylor	4-0	1191
7.	Texas A&M	5-0	1172
8.	Notre Dame	4-0	1072
9.	UCLA	4-0	1007
10.	Michigan State	3-1	975
11.	Ole Miss	4-0	907
12.	Georgia	3-1	824
13.	Stanford	3-1	735
14.	Mississippi State	4-0	708
15.	LSU	4-1	587
16.	Wisconsin	3-1	571
17.	Nebraska	5-0	559
18.	OHIO STATE	3-1	474
19.	BYU	4-0	473
20.	USC	3-1	392
21.	East Carolina	3-1	255
22.	Kansas State	3-1	253
23.	Oklahoma State	3-1	216
24.	Arizona State	3-1	148
25.	TCU	3-0	86

Others receiving votes: Missouri 83, South Carolina 82, Clemson 81, Arizona 59, Marshall 49, Georgia Tech 39, Washington 10, Louisville 8, Duke 7, North Carolina 7, Arkansas 5, Iowa 3, **Minnesota 3**, Texas 1, West Virginia 1, **Cincinnati 1**.

2014 Opponents in Bold

Ohio State Scoring Drives vs. Cincinnati

Qtr	Drive Start	Result	Plays-Yards	TOP
1	0-25	TD	8-75 yards	2:12
1	0-9	TD	8-91 yards	3:15
1	0-42	TD	9-58 yards	3:15
1	0-48	TD	7-52 yards	3:05
3	0-25	FG	14-67 yards	4:57
3	0-25	FG	8-50 yards	3:21
3	0-38	TD	7-62 yards	2:39
3	0-27	TD	11-73 yards	5:04

SCOUTING MARYLAND

Maryland is 4-1 on the season and 1-0 in Big Ten play entering Saturday's game. The Terrapins opened the season with wins vs. James Madison (52-7) and at USF (24-17) before dropping its only game of the season at home vs. West Virginia, 40-37, Sept. 13. Since the loss Maryland has picked up two road wins at Syracuse (34-20) and Indiana (37-15) to open Big Ten play.

The Terps are led offensively by senior QB C.J. Brown, who is 73 of 128 passing with three INTs and seven TD passes. He also leads the team in rushing with 266 yards and five TDs. Stefon Diggs is UMD's leading receiver with 29 catches for 398 yards and two TDs.

Maryland's defense ranks second in the Big Ten with six INTs, one of which was returned for a TD.

Randy Edsall is in his fourth season as Maryland's head coach with a 17-25 record. He is 91-95 overall in his career after spending the previous 12 seasons at UConn, where he compiled 74-70 mark with five bowl appearances.

BARRETT HITS 11 DIFFERENT RECEIVERS IN KENT STATE WIN

Redshirt freshman QB J.T. Barrett was spreading the ball all over the field in the 66-0 win over the Golden Flashes Sept. 13, hitting 11 different receivers and tying a school record with six TD passes in the win. It marked the first time in 25 years an Ohio State QB hit 11 different receivers in a game.

BARRETT ON PACE FOR 3,000?

J.T. Barrett has 1,087 passing yards through the first four games for an average of 271.7 yards per game through the air. At his current pace, Barrett would top 3,200 yards passing by the end of the regular season, which would be the most by an Ohio State QB since Joe Germaine threw for a school-record 3,330 yards in 1998 in 12 games. Germaine and Bobby Hoying (3,269 yards in 1995) are the only two Ohio State QBs to throw for 3,000 yards in a season.

SAMUEL HITS 100 YARDS

True freshman Curtis Samuel became the first Ohio State running back to reach the 100-yard rushing mark with 100 yards and two TDs in the win over Kent State. He also added four catches for 40 yards. Samuel busted off a 26-yard run and hauled in a 30-yard catch and run in the victory before his TD runs of 3 and 1 yards in the third and fourth quarters, respectively.

REGULAR SEASON WIN STREAK SNAPPED

The loss to Virginia Tech snapped two impressive Ohio State winning streaks: a 25-game regular season winning streak and a 15-game home winning streak.

A TOP 5 BIG TEN WIN STREAK

Ohio State's 24 consecutive wins in 2012 and 2013 rank among the Top 5 longest winning streaks in Big Ten Conference history. It was the longest winning streak in the Big Ten in 64 years, or since Michigan won 25 consecutive games between 1946-49.

Longest Big Ten Winning Streaks

29 – Michigan, 1901-03
 26 – Michigan, 1903-05
 25 – Michigan, 1946-49
 24 – Ohio State, 2012-13
 24 – Minnesota, 1903-05
 22 – Ohio State, 1967-69
 21 – Minnesota, 1933-36
 20 – Iowa, 1920-23

THREE 20-GAME WIN STREAKS FOR MEYER

Last season Urban Meyer became the first head coach at the highest level of the collegiate coaching ranks (major college, Division I, FBS, etc.) to have three winning streaks of at least 20 games. A total of 40 head coaches at this level have led a team to a winning streak of at least 20 games. Nine of those coaches have had two winning streaks of at least 20 wins. Meyer is the first to add a third such winning streak to his name.

AND ONLY ONE THREE-GAME LOSING STREAK

The win over Navy snapped a two-game losing streak for coach Urban Meyer's team. Meyer has had just one losing streak reach three games in his 155-game head coaching career: in 2010 at Florida. He has had only four multi-game losing streaks in all, with all of them two-game streaks except for the 2010 trio while at Florida. The others: in 2002 at Bowling Green; 2007 at Florida; and 2013 at OSU.

FROSH & SOPHS HAVE 14 OF 22 TDS

Young players have accounted for 14 of Ohio State's 22 touchdowns this season, led by redshirt sophomore Michael Thomas' four scores. Overall, 121 of Ohio State's 171 points (.707) have been scored by freshmen and sophomores (true and redshirt). Below is a breakdown of Ohio State's scoring:

Player	TDs	FGs	PAT	Pts
Sean Nuernberger - Fr.	-	5-7	22-22	37
Devin Smith - Sr.	4	-	-	24
Michael Thomas - So.	4	-	-	24
Ezekiel Elliott - So.	3	-	-	18
Rod Smith - Sr.	3	-	-	18
Curtis Samuel - Fr.	2	-	-	12
Evan Spencer - Sr.	1	-	-	6
Darron Lee - Fr.	1	-	-	6
Jalin Marshall - Fr.	1	-	-	6
Marcus Baugh - Fr.	1	-	-	6
Dontre Wilson - So.	1	-	-	6
J.T. Barrett - Fr.	1	-	-	6
Totals	22	5-7	22-22	171



THOMAS EMERGING AS TOP WR THREAT

Sophomore Michael Thomas is emerging as one of Ohio State's top wide receiver threats. So far this season the Los Angeles native leads the Buckeyes with 13 catches for 247 yards and four TDs. He caught a career-high six passes for 98 yards, including a 53-yard TD catch and run, in the loss to Virginia Tech and had two TD grabs in the win over Kent State. He is averaging 34.7 yards per TD reception and 61.8 yards per game.

BOSA LEADS NATION IN FORCED FUMBLES

Joey Bosa has a forced fumble in three of four games and all three have led to huge Ohio State touchdowns, including one directly to a safety. His forced fumble on Navy QB Keenan Reynolds was scooped up by Darron Lee and returned 61 yards for a third-quarter touchdown. Against VT his sack of Hokie quarterback Michael Brewer and ensuing fumble was recovered by Rashad Frazier at the VT 15. Two plays later Ezekiel Elliott scored to tie the game at 21-all. Then in the win over UC, Bosa delivered a devastating strip-sack to UC QB Gunner Kiel that led directly to a safety and TD on Ohio State's ensuing possession. Bosa's 0.75 FF per game rank 4th nationally, but his three FF rank first overall.

DEVIN SMITH: 22 CAREER TDs

Devin Smith has caught 22 career touchdown passes at an average distance of 40.6 yards per score. Smith, who has 97 career receptions for 1,850 yards, is fifth all-time at Ohio State with his 22 TD receptions. He recently passed Joey Galloway and Dane Sanzenbacher who each have 19. Furthermore, his 19.1 yards per catch average currently ranks fourth all-time on Ohio State's career list. The Ohio State record is 21.3 yards per catch by Cedric Anderson, who played for the Buckeyes from 1980-83.

Devin Smith TD Receptions

2011 – 14 from B. Miller vs. Akron
 2011 – 32 from B. Miller vs. Colorado
 2011 – 17 from B. Miller vs. Colorado
 2011 – 40 from B. Miller vs. Wisconsin
 2012 – 23 from B. Miller vs. Miami
 2012 – 25 from B. Miller vs. Cal
 2012 – 72 from B. Miller vs. Cal
 2012 – 63 from B. Miller vs. Michigan State
 2012 – 60 from B. Miller vs. Indiana
 2012 – 46 from B. Miller vs. Indiana
 2013 – 47 from B. Miller vs. Buffalo
 2013 – 90 from K. Guiton vs. Cal
 2013 – 47 from K. Guiton vs. Cal
 2013 – 5 from K. Guiton vs. FAMU
 2013 – 26 from B. Miller vs. Wisconsin
 2013 – 14 from B. Miller vs. Iowa
 2013 – 39 from B. Miller vs. Indiana
 2013 – 53 from B. Miller vs. Michigan
 2014 – 80 from J.T. Barrett vs. Navy
 2014 – 50 from J.T. Barrett vs. Kent State
 2014 – 19 from J.T. Barrett vs. Cincinnati
 2014 – 34 from J.T. Barrett vs. Cincinnati

Ohio State Career Touchdown Receptions

1. 34 David Boston 1996-98
2. 27 Cris Carer..... 1984-86
3. 25 Santonio Holmes..... 2003-05
4. 24 Brian Robiskie 2005-08
5. 22 Devin Smith..... 2011-14

BUCKEYES IN THE POLLS

Ohio State is ranked No. 20 in this week's *Associated Press* and No. 18 *USA Today/Coaches* Top 25 polls. Since the start of the 2002 season, Ohio State has been ranked in the AP Top 10 more times than any other school (148). Oklahoma (126) and LSU (124) are second and third, respectively.

The Buckeyes, who have been ranked by the AP Top 25 more times (827) than any other school, appeared in the AP preseason poll for the 26th consecutive season this year, the longest streak in the nation. It also marks the 47th consecutive season Ohio State has appeared in the AP poll, tying Alabama for the longest active streak.

A LOT OF YARDS TO REPLACE

With the preseason injury to senior QB Braxton Miller, Ohio State entered the 2014 season without more than 3,100 yards of total offense from its 2013 squad, on top of losing top playmakers Carlos Hyde (1,521 yards rushing) and Corey "Philly" Brown (771 yards receiving). But as the Buckeyes have shown this season, they will replace those yards by committee with several talented players to spread the ball around to.

The Buckeyes returned just 11 percent of its total offense from a year ago heading into this season, the leading men being sophomore RB Ezekiel Elliott (262 yards rushing) and sophomore H-B Dontre Wilson (250 yards rushing; 210 yards receiving). The Buckeyes did, however, return two senior wide receivers in Devin Smith and Evan Spencer and senior tight end Jeff Heurman.

FOUR NEW STARTERS ALONG O-LINE

The Buckeyes have unveiled a new-look offensive line the first four games with four new starters in RG Billy Price, C Jacoby Boren, LG Pat Elflein and RT Darryl Baldwin. LT Taylor Decker is the only veteran with 18 career starts; 14 at right tackle last year and is the leader of the pack at left tackle this season.

Ohio State's offensive linemen have just 40 career starts combined -- the fewest in the Big Ten and the second-fewest in the nation behind Tennessee.

NEW ON THE SIDELINES

Coach Urban Meyer's staff features two new assistant coaches: Chris Ash is the team's co-defensive coordinator and safeties coach and Larry Johnson is assistant head coach and defensive line coach. Ash spent the past year at Arkansas and the previous three years at Wisconsin. Johnson has coached collegiately for the past 18 years at Penn State.

FIVE SENIORS NAMED CAPTAINS FOR 2014

Five seniors were chosen by vote of their teammates, included injured and out-for-the-year quarterback Braxton Miller, cornerback Doran Grant, linebacker Curtis Grant, defensive tackle Michael Bennett and tight end Jeff Heurman.

B1G STANDINGS

EAST	Overall	Conference	Division
Maryland	4-1 .800	1-0 1.000	1-0 1.000
Penn State	4-1 .800	1-1 .500	1-0 1.000
Michigan St.	3-1 .750	0-0 .000	0-0 .000
Ohio State	3-1 .750	0-0 .000	0-0 .000
Michigan	2-3 .400	0-1 .000	0-0 .000
Rutgers	4-1 .800	0-1 .000	0-1 .000
Indiana	2-2 .500	0-1 .000	0-1 .000

WEST	Overall	Conference	Division
Nebraska	5-0 1.000	1-0 1.000	1-0 1.000
Iowa	4-1 .800	1-0 1.000	1-0 1.000
Minnesota	4-1 .800	1-0 1.000	0-0 .000
Northwestern	2-2 .500	1-0 1.000	0-0 .000
Wisconsin	3-1 .750	0-0 .000	0-0 .000
Illinois	3-2 .600	0-1 .000	0-1 .000
Purdue	2-3 .400	0-1 .000	0-1 .000

B1G PLAYERS OF THE WEEK

J.T. Barrett	Freshman	Sept. 1
J.T. Barrett	Offensive/Freshman	Sept. 15
J.T. Barrett	Freshman	Sept. 29

BUCKEYES IN THE B1G

TEAM	Rank	No./Avg.
Category		
First Downs	1st	29.0
Pass Defense	1st	162.5
Kickoff Coverage	1st	43.6 net avg.
Total Offense	2nd	521.2
Pass Efficiency	2nd	174.5
Opponent First Downs	3rd	17.0
Scoring Offense	3rd	42.8
Pass Offense	3rd	279.8

INDIVIDUALS**16 • J.T. Barrett**

Total Offense	1st	323.0
Pass Efficiency	2nd	176.6
Passing	3rd	271.8

97 • Joey Bosa

Forced Fumbles	1st	3 (0.75)
----------------	-----	----------

FUTURE OHIO STATE SCHEDULES

2015

Sept. 7 - at Virginia Tech
 Sept. 12 - Hawaii
 Sept. 19 - Northern Illinois
 Sept. 26 - Western Michigan
 Oct. 3 - at Indiana
 Oct. 10 - Maryland
 Oct. 17 - Penn State
 Oct. 24 - at Rutgers
 Oct. 31 - Off
 Nov. 7 - Minnesota
 Nov. 14 - at Illinois
 Nov. 21 - Michigan State
 Nov. 28 - at Michigan
 Dec. 5 - Big Ten Championship Game

2016

Sept. 3 - Bowling Green
 Sept. 10 - Tulsa
 Sept. 17 - at Oklahoma
 Sept. 24 - Off
 Oct. 1 - Rutgers
 Oct. 8 - Indiana
 Oct. 15 - at Wisconsin
 Oct. 22 - at Penn State
 Oct. 29 - Northwestern
 Nov. 5 - Nebraska
 Nov. 12 - at Maryland
 Nov. 19 - at Michigan State
 Nov. 26 - Michigan
 Dec. 3 - Big Ten Championship Game

2017

Sept. 2 - at Indiana
 Sept. 9 - TBA
 Sept. 16 - Oklahoma
 Sept. 23 - UNLV
 Sept. 30 - at Rutgers
 Oct. 7 - Maryland
 Oct. 14 - at Nebraska
 Oct. 21 - Off
 Oct. 28 - Penn State
 Nov. 4 - at Iowa
 Nov. 11 - Michigan State
 Nov. 18 - Illinois
 Nov. 25 - at Michigan
 Dec. 2 - Big Ten Championship Game

2018

Sept. 1 - Oregon State
 Sept. 8 - Rutgers
 Sept. 15 - at TCU
 Sept. 22 - TBA
 Sept. 29 - at Penn State
 Oct. 6 - Indiana
 Oct. 13 - Minnesota
 Oct. 20 - at Purdue
 Oct. 27 - Off
 Nov. 3 - Nebraska
 Nov. 10 - at Michigan State
 Nov. 17 - at Maryland
 Nov. 24 - Michigan

2019

Aug. 31 - TBA
 Sept. 7 - Cincinnati
 Sept. 14 - at Indiana
 Sept. 21 - TCU
 Sept. 28 - at Nebraska
 Oct. 5 - Michigan State
 Oct. 12 - Off
 Oct. 19 - at Northwestern
 Oct. 26 - Wisconsin
 Nov. 2 - Off
 Nov. 9 - Maryland
 Nov. 16 - at Rutgers
 Nov. 23 - Penn State
 Nov. 30 - at Michigan

2020

Sept. 12 - at Oregon

2021

Sept. 11 - Oregon

2022

Sept. 3 - Notre Dame
 Sept. 17 - at Texas

2023

Sept. 9 - Boston College
 Sept. 16 - Texas
 Sept. 23 - at Notre Dame

2024

Sept. 2 - at Boston College

THE EARLY ARRIVALS

Seven prospects from the 2014 recruiting class (of 23) enrolled in January. Those seven were:

- QB Stephen Collier, from Leesburg, Ga., and Lee County High School;
- WR Johnnie Dixon, from West Palm Beach, Fla., and Dwyer High School;
- OL Marcelys Jones, from Cleveland's Glenville High School;
- LB Raekwon McMillan, from Hinesville, Ga., and Liberty Co. High School;
- Kicker Sean Nuernberger, from Buckner, Ky., and Oldham County High School;
- Hybrid RB/WR Curtis Samuel, from Brooklyn, N.Y., and Erasmus Hall High School; and
- OL Kyle Trout, from Lancaster (Ohio) High School.

THE EARLY TREND

The seven early arriving Buckeyes continue a trend of high school seniors electing to graduate early/complete requirements to graduate and enroll at Ohio State for a winter or spring academic session. Ohio State has a total of 21 players who have left high school early. Those players, in addition to the class of 2014 enrollees, include:

2013: CB Eli Apple, QB J.T. Barrett, CB Cam Burrows and DL Tyquan Lewis;

2012: OL Jacoby Boren, OL Taylor Decker, RB Bri'onte Dunn, QB Cardale Jones, LB Joshua Perry, DB Tyvis Powell and WR Michael Thomas; and

2011: OL Joel Hale, TE Jeff Heurman, QB Braxton Miller.

22-0 SINCE 2005 WITH PUNT BLOCK

Urban Meyer's teams are 22-0 since the 2005 season when blocking a punt. Last season Ohio State blocked three punts: Bradley Roby (2) vs. Indiana and at Northwestern and Doran Grant vs. FAMU. This season, Ohio State has one (Jeff Greene vs. KSU).

60 BLOCKED KICKS

Urban Meyer-coached teams, from 2001 to the present, have blocked 61 kicks. Meyer's Buckeyes have blocked 10 kicks over the past two-plus seasons. (Source for the first 51 blocks: University of Florida stats)

Buckeyes Building Blocks:

2012

1. Adolphus Washington (PAT vs. UCF)
2. Orhian Johnson (PAT vs. UAB)
3. Bradley Roby (Punt vs. Michigan State)
4. Travis Howard (Punt vs. Indiana)
5. Garrett Goebel (PAT vs. Purdue)
6. Johnathan Hankins (FG vs. Purdue)

2013

7. Doran Grant (Punt vs. FAMU)
8. Bradley Roby (Punt vs. Northwestern)
9. Bradley Roby (Punt vs. Indiana)

2014

10. Jeff Greene (Punt vs. KSU)

FUTURE OPPONENTS

Ohio State Notre Dame have agreed to a home-and-home series on the gridiron for the 2022 and 2023 seasons. Ohio State's impressive slate of future non-conference home-and-home series now features games with:

- Virginia Tech: last weekend and in 2015;
- Oklahoma: 2016 in Norman and 2017 in Columbus;
- TCU: 2018 in Fort Worth and 2019 in Columbus;
- Oregon: 2020 in Eugene and 2021 in Columbus;
- Notre Dame: 2022 in Columbus and 2023 in South Bend;
- Texas: 2022 in Austin and 2023 in Columbus; and
- Boston College: 2023 in Columbus and 2024 in Chestnut Hill.

THE BIG TEN CONFERENCE

Maryland and Rutgers are now members of the Big Ten Conference and a new East/West divisional format replaces the Legends and Leaders divisions. New division alignments will feature Indiana, Maryland, Michigan, Michigan State, Ohio State, Penn State and Rutgers in the East Division and Illinois, Iowa, Minnesota, Nebraska, Northwestern, Purdue and Wisconsin in the West Division. Each school will play the other six schools in its division plus two teams from the other division in 2014 and 2015 before moving to nine-game conference slates in 2016.

BENNETT A SENIOR CLASS CANDIDATE

Senior co-captain Michael Bennett has been named one of 30 candidates for the 2014 Senior CLASS Award in college football. To be eligible for the award, a student-athlete must be classified as an NCAA Division I FBS senior and have notable achievements in four areas of excellence – community, classroom, character and competition. Bennett, a Centerville, Ohio, native, is a force as an interior defensive lineman and a team-leader off the field and is the son of parents who each graduated from the U.S. Military Academy at West Point.

Bennett has played in 37 games with 17 starts. He has recorded 75 career tackles, including 19.5 TFL and also has a team-high 11 quarterback sacks.

Off the field, Bennett goes above and beyond in the community, participating in a variety of community service projects. In the past year, Bennett and his teammates have volunteered their time at the Mid-Ohio Food Bank and paid a visit to campers at King Arts Complex in Columbus, reading, playing and interacting with local kids. Bennett also has attended the Columbus Special Olympics, taking part in the opening ceremonies and cheering kids on during competition and has been involved with the 2nd and 7 Foundation, which promotes reading by providing free books and positive role models to kids in need. Last summer, Bennett and his teammates helped rebuild the playgrounds at Graham Expeditionary Middle School in Columbus and also visited sick kids at Columbus Children's Hospital.

A BIGGER, BETTER, BRIGHTER OHIO STADIUM

Capacity at Ohio Stadium has risen to 104,944 from 102,329, meaning attendance figures can expect to reach 107,000-plus this season after a record crowd of 107,517 vs. Virginia Tech. An \$8.9 million project at Ohio Stadium added 2,615 seats near the south stands' stadium tunnels. The project included a new players' tunnel and it also added rows of permanent MUSCO sports lighting atop the stadium's east wall and above the press box. Upon completion, the south stands will hold just over 19,300 students (an additional 9,000 students will continue to have seats in the north end of the stadium).

92nd YEAR IN OHIO STADIUM

Ohio Stadium, grand and venerable and registered on the National Register of Historic Places, is hosting its 92nd football season in 2014. Ohio Stadium is endearingly nicknamed the "Horseshoe" or the "Shoe" because of its open south end. It is also referred to as the "House that Harley Built" after Chic Harley, Ohio State's first three-time All-American who fans flocked to see at Ohio Field in 1916-17-19. Just one year after Harley's career at Ohio State was over, things were in motion for a new stadium for the Buckeyes.

88 CONSECUTIVE CROWDS OF 100,000-PLUS

Ohio State has had 88 consecutive crowds in excess of 100,000. The last time Ohio State did not have at least 100,000 at a home game in Ohio Stadium: the 2002 season vs. Kent when 98,689 were on hand for the second game of what would become a national championship-winning season.

GAME-BY-GAME STARTERS

Offense	LT	LG	C	RG	RT	TE	QB	RB	WR	WR	WR/HB
vs. Navy	Decker	Elflein	Boren	Price	Baldwin	Heuerman	Barrett	Elliott	Spencer	Thomas	Smith, D.
Virginia Tech	Decker	Elflein	Boren	Price	Baldwin	Heuerman	Barrett	Elliott	Spencer	Thomas	Wilson
Kent State	Decker	Elflein	Boren	Price	Baldwin	Vannett	Barrett	Elliott	Spencer	Thomas	Smith, D.
Cincinnati	Decker	Elflein	Boren	Price	Baldwin	Heuerman	Barrett	Elliott	Spencer	Smith, C.	Wilson
at Maryland											
Rutgers											
at Penn State											
Illinois											
at Michigan St.											
at Minnesota											
Indiana											
Michigan											
Defense	DE	DT	DT	DE	LB	LB	LB/DB	CB	S	S	CB
vs. Navy	Bosa	Washington	Bennett	Miller	Lee	Grant, C.	Worley	Apple	Powell	Burrows	Grant, D.
Virginia Tech	Bosa	Washington	Bennett	Miller	Lee	Grant, C.	Perry	Apple	Powell	Bell	Grant, D.
Kent State	Bosa	Washington	Bennett	Miller	Lee	Grant, C.	Perry	Apple	Powell	Bell	Grant, D.
Cincinnati	Bosa	Washington	Bennett	Miller	Lee	Grant, C.	Perry	Apple	Powell	Bell	Grant, D.
at Maryland											
Rutgers											
at Penn State											
Illinois											
at Michigan St.											
at Minnesota											
Indiana											
Michigan											

SEASON/CAREER STARTS**OFFENSE****Receiver (47 career starts) 2014 Career**

Devin Smith	2	24
Even Spencer	4	19
Michael Thomas	3	3
Corey Smith	1	1

Quarterback (38) 2014 Career

J.T. Barrett	4	4
Braxton Miller**	--	34

Tight End (28) 2014 Career

Jeff Heuerman	3	25
Nick Vannett	1	3

Offensive Line (36) 2014 Career

Taylor Decker	4	18
Pat Elflein	4	5
Billy Price	4	4
Jacoby Boren	4	4
Darryl Baldwin	4	4
Antonio Underwood	--	1
Joel Hale*	--	11

Running Back (8) 2014 Career

Ezekiel Elliott	4	4
Dontre Wilson	2	4

DEFENSE**Defensive Line (62) 2014 Career**

Michael Bennett	4	19
Joey Bosa	4	14
Adolphus Washington	4	8
Steve Miller	4	5
Tommy Schutt	--	3
Noah Spence	--	12

Linebacker (36) 2014 Career

Curtis Grant	4	17
Joshua Perry	3	13
Darron Lee	4	4
Chris Worley	1	1
Cam Williams	--	1

Cornerback (26) 2014 Career

Doran Grant	4	19
Eli Apple	4	4
Armani Reeves	--	3

Safety (14) 2014 Career

Tyvis Powell	4	9
Vonn Bell	3	4
Cam Burrows	1	1

* moved to offensive line in 2014

** will sit out the 2014 season with an injury

MORE THAN 29,000 STUDENTS BUY TICKETS

The Ohio State Department of Athletics sold more than its allotment of student season tickets this year and as a result more than 29,000 students will be in the stands for home games this season. Students were allotted 28,333 season ticket packages (full season and Big Ten games-only) but demand prompted the ticket office to keep selling and an additional 1,281 season ticket packages sold for a total of 29,614.

Ohio State student ticket packages sold
2014 Season – 29,614 ticket packages sold

2013 Season – 26,304 sold

2012 Season – 25,798 sold

2011 Season* – 22,797 sold

2010 Season* – 29,701 sold

2009 Season* – 27,960 sold

*Packages these years, when Ohio State was on the quarter system and classes didn't start until mid-September, consisted only of last four or five games of the season.

BUCKEYES AND THE NATIONAL FOOTBALL LEAGUE



MOST DRAFT PICKS

Since 2000; Includes 2014 NFL Draft

1. OHIO STATE	91
2. USC.....	87
3. Miami.....	86
4. Georgia.....	84
5. LSU.....	83
6. Florida State.....	82
7. Florida.....	79
8. Tennessee.....	72
Alabama.....	72
10. Oklahoma.....	69
11. Virginia Tech.....	65
Notre Dame.....	65
13. Texas A&M.....	55
14. Michigan.....	54
15. Penn State.....	50

MOST FIRST-ROUND DRAFT PICKS

Since 2000; Includes 2014 NFL Draft

1. Miami.....	26
2. OHIO STATE	19
Florida State.....	19
4. Alabama.....	18
USC.....	18
6. Florida.....	16
7. LSU.....	15
Texas.....	15
9. Tennessee.....	14
10. Oklahoma.....	13
Georgia.....	13

MOST NFL 1ST-ROUND DRAFT PICKS

All-time; Includes 2014 Draft

1. USC.....	77
2. OHIO STATE	69
3. Notre Dame.....	65
4. Miami (Fla.).....	59
5. Alabama.....	48
6. Florida.....	46
7. Tennessee.....	44
8. Texas.....	43
9. Michigan.....	43
10. Oklahoma.....	42
11. Florida State.....	40
12. LSU.....	38
13. Penn State.....	36
14. Nebraska.....	33
15. Michigan State.....	33

MOST NFL DRAFT PICKS

All-time; Includes 2014 Draft

1. USC.....	479
2. Notre Dame.....	476
3. OHIO STATE	405
4. Oklahoma.....	361
5. Nebraska.....	344
6. Michigan.....	342
7. Tennessee.....	336
8. Penn State.....	332
9. Texas.....	331
10. Miami (Fla.).....	311
11. Florida.....	309
12. Alabama.....	308
13. Georgia.....	03
14. LSU.....	301
15. Michigan State.....	297

CURRENT BUCKEYES IN THE NFL

Arizona Cardinals.....	Jake Ballard, Ted Ginn, Jr.
Carolina Panthers.....	Corey Brown, Andrew Norwell
Chicago Bears.....	Santonio Holmes
Cincinnati Bengals.....	Mike Nugent, Dane Sanzenbacher
Cleveland Browns.....	Donte Whitner
Denver Broncos.....	Bradley Roby
Detroit Lions.....	Rob Sims
Green Bay Packers.....	A.J. Hawk, Corey Linsley Jake Stoneburner
Houston Texans.....	DeVier Posey, Ryan Pickett
Indianapolis Colts.....	Dan Herron, Jack Mewhort
Kansas City Chiefs.....	Kurt Coleman
Miami Dolphins.....	Brian Hartline
New England Patriots.....	Nate Ebner
New York Giants.....	Johnathan Hankins
New York Jets.....	Nick Mangold
Oakland Raiders.....	Chimdi Chekwa
Philadelphia Eagles.....	Malcolm Jenkins
Pittsburgh Steelers.....	Mike Adams, Will Allen Cameron Heyward, Ryan Shazier
San Francisco 49ers.....	Alex Boone, Carlos Hyde
St. Louis Rams.....	James Laurinaitis, Jake McQuaide

OHIO STATE DRIVE CHARTS

VS. NAVY

Team	Qtr	Drive Started			Drive Ended			Consumed	
		Spot	Time	Obtained	Spot	Time	How lost	PI - Yds	TOP
OSU	1st	O25	15:00	Kickoff	O46	13:05	Punt	4 - 21	1:55
OSU		O43	08:51	Punt	N29	04:26	*FIELD GOAL	8 - 28	4:25
OSU	2nd	O35	14:04	Kickoff	O42	12:38	Punt	3 - 7	1:26
OSU		O25	10:34	Punt	N08	07:29	Interception	8 - 67	3:05
OSU		N41	06:02	Punt	N11	02:04	*FIELD GOAL	8 - 30	3:58
OSU		O20	00:05	Missed FG	O19	00:00	End of half	1 - (1)	0:05
OSU	3rd	O39	13:08	Fumble	O39	13:08	*TOUCHDOWN	0 - 0	0:00
OSU		O25	11:15	Kickoff	N47	08:34	Downs	6 - 28	2:41
OSU		O20	04:21	Punt	N00	04:10	*TOUCHDOWN	1 - 80	0:11
OSU	4th	O20	13:54	Kickoff	N00	08:54	*TOUCHDOWN	10 - 80	5:00
OSU		O30	06:57	Punt	N00	02:09	*TOUCHDOWN	8 - 70	4:48

VS. VIRGINIA TECH

Team	Qtr	Drive Started			Drive Ended			Consumed	
		Spot	Time	Obtained	Spot	Time	How lost	PI - Yds	TOP
OSU	1st	O12	13:05	Interception	O19	11:55	Punt	3 - 7	1:10
OSU		O17	07:00	Kickoff	V00	03:51	*TOUCHDOWN	7 - 83	3:09
OSU		O19	00:15	Kickoff	V23	12:05	Missed FG	7 - 58	3:10
OSU	2nd	O33	10:57	Punt	V10	09:58	Missed FG	6 - 57	0:59
OSU		V34	08:30	Punt	V48	06:31	Punt	3 - (14)	1:59
OSU		O31	03:03	Punt	O33	02:01	Punt	3 - 2	1:02
OSU		O27	00:47	Kickoff	O23	00:00	End of half	2 - (4)	0:47
OSU	3rd	O30	15:00	Kickoff	V36	12:51	Punt	4 - 34	2:09
OSU		O48	08:37	Punt	O48	07:10	Interception	7 - 0	1:27
OSU		O14	05:27	Punt	V00	03:01	*TOUCHDOWN	6 - 86	2:26
OSU		V49	01:33	Interception	V43	15:00	Punt	4 - 6	1:33
OSU	4th	V15	11:52	Fumble	V00	11:40	*TOUCHDOWN	2 - 15	0:12
OSU		O38	08:39	Kickoff	O31	06:32	Punt	3 - (7)	2:07
OSU		O38	05:42	Punt	O30	04:47	Interception	3 - (8)	0:55
OSU		O29	03:06	Missed FG	O49	00:46	Interception	8 - 20	2:20
OSU		O45	00:40	Kickoff	V42	00:00	End of half	3 - 13	0:40

VS. KENT STATE

Team	Qtr	Drive Started			Drive Ended			Consumed	
		Spot	Time	Obtained	Spot	Time	How lost	PI - Yds	TOP
OSU	1st	O42	15:00	Kickoff	K00	13:16	*TOUCHDOWN	5 - 58	1:44
OSU		O35	11:35	Punt	K00	09:30	*TOUCHDOWN	9 - 65	2:05
OSU		O50	07:46	Interception	K08	06:49	Interception	6 - 42	0:57
OSU		O46	04:06	Punt	K00	01:49	*TOUCHDOWN	7 - 54	2:17
OSU		K31	00:46	Punt	K24	14:16	*FIELD GOAL	5 - 7	1:30
OSU	2nd	O37	12:59	Punt	K00	12:43	*TOUCHDOWN	2 - 63	0:16
OSU		O06	09:29	Punt	K00	04:34	*TOUCHDOWN	13 - 94	4:55
OSU		O50	01:46	Interception	K00	01:38	*TOUCHDOWN	1 - 50	0:08
OSU	3rd	K24	00:00	Punt	K02	13:46	Fumble	0 - 22	0:00
OSU		K28	12:00	Punt	K00	09:20	*TOUCHDOWN	6 - 28	2:40
OSU		K32	07:02	Punt	K00	05:08	*TOUCHDOWN	5 - 32	1:54
OSU		O02	03:26	Punt	K00	12:38	*TOUCHDOWN	12 - 98	5:48
OSU	4th	K25	12:27	Interception	K16	11:50	Fumble	2 - 9	0:37
OSU		O10	09:01	Punt	O25	05:55	Punt	5 - 15	3:06
OSU		O02	04:50	Punt	O41	00:00	End of half	10 - 39	4:50

VS. CINCINNATI

Team	Qtr	Drive Started			Drive Ended			Consumed	
		Spot	Time	Obtained	Spot	Time	How lost	PI - Yds	TOP
OSU	1st	O25	13:36	Kickoff	C00	11:24	*TOUCHDOWN	8 - 75	2:12
OSU		O09	07:47	Punt	C00	04:32	*TOUCHDOWN	8 - 91	3:15
OSU		O42	04:23	Kickoff	C00	01:08	*TOUCHDOWN	9 - 58	3:15
OSU		O48	00:39	Punt	C00	12:34	*TOUCHDOWN	7 - 52	3:05
OSU	2nd	O24	09:58	Punt	C42	07:07	Fumble	7 - 34	2:51
OSU		O18	05:23	Kickoff	C45	01:51	Punt	9 - 37	3:32
OSU		O25	00:26	Kickoff	O44	00:00	End of half	2 - 19	0:26
OSU	3rd	O25	15:00	Kickoff	C08	10:03	*FIELD GOAL	14 - 67	4:57
OSU		O25	09:20	Kickoff	C25	05:59	*FIELD GOAL	8 - 50	3:21
OSU		O38	03:57	Punt	C00	01:18	*TOUCHDOWN	7 - 62	2:39
OSU		O27	00:30	Punt	C00	10:26	*TOUCHDOWN	11 - 73	5:04
OSU	4th	O22	08:56	Punt	C23	04:56	Downs	8 - 55	4:00
OSU		O15	03:18	Punt	O17	00:00	End of half	5 - 2	3:18

2014 BIG PLAYS (26)**20+ yards from scrimmage, punt returns;
KO returns 30+ yards**

Rushing (6)26, Samuel (Kent State)
25, Barrett (Virginia Tech)
22, Barrett (Virginia Tech)
21, Wilson (Cincinnati)
20, Barrett (Virginia Tech)
20, Elliott (Navy)

Receiving (15) .80/TD, Smith, D. from Barrett (Navy)
63/TD, Thomas from Barrett (Kent State)
58, Smith, D. from Barrett (Virginia Tech)
53/TD, Thomas from Barrett (Virginia Tech)
50/TD, Smith, D. from Barrett (Kent State)
40, Wilson from Barrett (Virginia Tech)
34/TD, Smith, D. from Barrett (Cincinnati)
30, Samuel from Jones (Kent State)
30, Wilson from Barrett (Navy)
24, Heuerman from Barrett (Cincinnati)
24/TD, Wilson from Barrett (Cincinnati)
23, Smith, C. from Barrett (Virginia Tech)
22, Thomas from Barrett (Navy)
22, Elliott from Barrett (Kent State)
20, Thomas from Barrett (Cincinnati)

Returns (5) 61/TD/fumble, Lee (Navy)
51/PR, Marshall (Kent State)
38/KO, Wilson (Kent State)
35/KO, Wilson (Navy)
22/PR, Wilson (Kent State)

Opponent Totals: **9**
Rushing Total: 4
Rushing Long: 67, Williams (Navy)
Receiving Total: 3
Receiving Long: 83, Moore (Cincinnati)
Returns Total: 2
Long Return: 63/INT, Riley (Virginia Tech)

MILLER TO MISS 2014 SEASON

Senior quarterback Braxton Miller re-injured his right shoulder attempting a short pass in practice Aug. 18 and will miss the 2014 season. Miller, who was not hit on the play, was in the process of returning from off-season surgery in February for an injury sustained in the 2014 Discover Orange Bowl.

"I love Ohio State and Buckeye nation, and my goal is to come back from this injury stronger and better than ever," Miller said. "I am on course to graduate in December and I want to attend graduate school, and then return to lead the Buckeyes next season. In the meantime, I want to give all the support I can to my coaches

and teammates as they chase a championship this season."

Miller, who has yet to take a red-shirt season, entered his senior season with 5,292 career passing yards and 3,054 rushing yards to rank ninth and eighth, respectively, in school history and with the prospects of holding close to 20 school records. His 8,346 total yards and 84 touchdowns responsible for are each second in school annals. His 52 touchdown passes are fourth at Ohio State and just six from the school record.

Miller, 26-8 as a starting quarterback, also entered his senior season as a viable contender for all of the major national awards. His seven Big Ten Conference individual awards, including consecutive Chicago Tribune MVPs, Griese-Brees Quarterback of the Year awards and Graham-George Offensive Player of the Year awards, are the most in conference history.

BRAXTON MILLER AWARDS AND HONORS

2013 – Chicago Tribune Big Ten MVP (Silver Football Award)
2013 – Big Ten Graham-George Offensive Player of the Year
2013 – Big Ten Griese-Brees Quarterback of the Year
2013 – All-Big Ten (coaches and media)
2012 – Chicago Tribune Big Ten MVP (Silver Football Award)
2012 – Big Ten Graham-George Offensive Player of the Year
2012 – Big Ten Griese-Brees Quarterback of the Year
2012 – All-Big Ten (media)
2012 – Finalist for Davey O'Brien National QB Award
2011 – Big Ten Thompson-Randle El Freshman of the Year
2011 – National Freshman of the Year
(CFB Performance Awards)

BRAXTON MILLER RECORDS**Career**

- Total offense per game (231.8)
- 200-yard total offense games (22)
- 300-yard total offense games (10)

Single Season

- Total offense (3,310 in 2012)
- Total offense per game (275.8 in 2012)
- QB rushing yards (1,271 in 2012)
- 300-yard total offense games (Five in 2012)

Game

- QB rushing yards (186 vs. Nebraska; 2012)
- Longest rush by a QB (81 vs. Indiana; 2012)

Still In Reach ...

- Wins by starting QB (needs 11)
- Passing yards (needs 2,256)
- Pass attempts (needs 286)
- Pass completions (needs 104)
- Touchdown passes (needs six)
- 200-yard passing games (needs seven)
- Total offense (needs 505)
- TDs responsible for (needs two)

2014 OHIO STATE ROSTERS

No.	Name	Pos.	No.	Name	Pos.	Ht.	Wg.	Cl./Elg.	Hometown/High School (Last School)
1	Johnnie Dixon	WR	13	Eli Apple	CB	6-1	198	So./Fr.	Voorhees, N.J./Eastern
1	Erick Smith	SAF	76	Darryl Baldwin***	OL	6-6	307	Gr./Sr.	Solon, Ohio/Solon
2	Marshon Lattimore	CB	28	Warren Ball*	RB	6-1	224	Jr./So.	Columbus, Ohio/St. Francis DeSales
2	Dontre Wilson*	H-B	16	J.T. Barrett	QB	6-1	225	So./Fr.	Wichita Falls, Texas/Rider
3	Khaleed Franklin	SAF	85	Marcus Baugh	TE	6-4	252	So./Fr.	Riverside, Calif./J.W. North
3	Michael Thomas*	WR	11	Vonn Bell*	SAF	5-11	200	So./So.	Rossville, Ga./Ridgeland
4	Curtis Samuel	RB	63	Michael Bennett***	DL	6-2	288	Sr./Sr.	Centerville, Ohio/Centerville
5	Jeff Heuerman***	TE	44	Kyle Berger	LB	6-1	229	Fr./Fr.	Cleveland, Ohio / St. Ignatius
5	Raekwon McMillan	LB	30	Devan Bogard**	LB	6-0	212	Jr./Jr.	Cleveland, Ohio/Glenville
5	Braxton Miller***	QB	33	Dante Booker	LB	6-2	232	Fr./Fr.	Akron, Ohio / St. Vincent-St. Mary
6	Evan Spencer***	WR	50	Jacoby Boren*	C	6-1	285	Jr./Jr.	Pickerington, Ohio/Central
7	Rod Smith***	RB	97	Joey Bosa*	DL	6-5	278	So./So.	Fort Lauderdale, Fla./St. Thomas Aquinas
7	Damon Webb	CB	80	Noah Brown	WR	6-1	240	Fr./Fr.	Sparta, N.J. / Pope John XXIII
8	Kevin Niehoff	SAF	48	Joe Burger	LB	6-2	230	Jr./Jr.	Cincinnati, Ohio/LaSalle
8	Noah Spence**	DL	16	Cam Burrows*	SAF	6-0	210	So./So.	Trotwood, Ohio/Trotwood Madison
9	Tim Scott	K	26	Devonte Butler	RB	5-7	170	So./So.	Columbus, Ohio/Eastmoor Academy
9	Devin Smith***	WR	21	Parris Campbell	WR	6-0	200	Fr./Fr.	Akron, Ohio / St. Vincent-St. Mary
10	Jalyn Holmes	DL	72	Chris Carter**	DL	6-4	339	Sr./Jr.	Cleveland, Ohio/Kennedy
11	Vonn Bell*	SAF	28	Michael Cibene	SAF	6-0	186	So./So.	Fort Lauderdale, Fla./Pine Crest
12	Doran Grant***	CB	82	James Clark	WR	5-10	182	So./Fr.	New Smyrna Beach, Fla./New Smyrna Beach
12	Cardale Jones	QB	39	Kyle Clinton	K	6-1	218	5th/Sr.	Dublin, Ohio/Coffman
13	Eli Apple	CB	13	Stephen Collier	QB	6-3	220	Fr./Fr.	Leesburg, Ga./Lee County
13	Stephen Collier	QB	19	Gareon Conley	CB	6-0	190	So./Fr.	Massillon, Ohio/Washington
14	Curtis Grant***	LB	68	Taylor Decker**	OL	6-7	315	Jr./Jr.	Vandalia, Ohio/Butler
14	Jake Russell	P	1	Johnnie Dixon	WR	5-11	198	Fr./Fr.	West Palm Beach, Fla./Dwyer
15	Ezekiel Elliott*	RB	66	Kyle Dodson	OL	6-6	310	Jr./So.	Cleveland, Ohio/Cleveland Heights
15	Luke Morgan	QB	32	Russell Doup	LS	6-2	210	5th/Sr.	Mt. Vernon, Ohio/Mt. Vernon
16	J.T. Barrett	QB	25	Bri'onte Dunn*	RB	6-0	216	Jr./So.	Canton, Ohio/GlenOak
16	Cam Burrows*	SAF	65	Pat Elflein*	OL	6-3	300	Jr./So.	Pickerington, Ohio/North
17	Rashad Frazier	DL	15	Ezekiel Elliott*	RB	6-0	225	So./So.	St. Louis, Mo./Burroughs
17	Jalin Marshall	H-B	38	Craig Fada	LB	6-0	233	Jr./Jr.	Columbus, Ohio/Bishop Watterson
18	Kato Mitchell	WR	57	Chase Farris**	OL	6-4	300	Sr./Jr.	Elyria, Ohio/Elyria
18	Nik Sarac	CB	24	Guy Ferrelli	TE	6-0	240	Fr./Fr.	Columbus, Ohio/Bishop Ready
19	Gareon Conley	CB	3	Khaleed Franklin	SAF	6-1	206	So./So.	Columbus, Ohio/Beechcroft
19	Joe Ramstetter	WR	17	Rashad Frazier	DL	6-4	272	5th/Sr.	Middletown, Ohio/Middletown
20	Devlin McDaniel	WR	61	Logan Gaskey	OL	6-4	295	So./So.	Long Grove, Ill./Adlai E. Stevenson
20	Ron Tanner**	SAF	14	Curtis Grant***	LB	6-3	238	Sr./Sr.	Richmond, Va./Hermitage
21	Parris Campbell	WR	12	Doran Grant***	CB	5-11	193	Sr./Sr.	Akron, Ohio/St. Vincent-St. Mary
23	Tyvis Powell*	SAF	89	Jeff Greene	WR	6-5	220	Sr./Jr.	Peachtree City, Ga./Starr's Mill & Georgia Tech
23	Isaiah Williams	WR	87	Peter Gwilym	WR	6-0	195	Sr./Sr.	Freeport, Maine/Cheverus
24	Guy Ferrelli	TE	51	Joel Hale***	OL	6-4	310	Sr./Sr.	Greenwood, Ind./Center Grove
24	Malik Hooker	SAF	41	Bryce Haynes**	LS	6-4	220	Sr./Jr.	Cumming, Ga./Pinecrest Academy
25	Bri'onte Dunn*	RB	5	Jeff Heuerman***	TE	6-5	255	Sr./Sr.	Naples, Fla./Barron Collier
26	Devonte Butler	RB	46	Devin Hill	TE	5-10	235	Sr./Sr.	Columbus, Ohio/Northland
26	Armani Reeves**	CB	77	Michael Hill	DL	6-2	305	So./Fr.	Pendleton, S.C./Pendleton
28	Warren Ball*	RB	98	John Holman	DL	6-3	280	Sr./Sr.	Riverdale Ga./Union Grove (Mississippi Delta)
28	Michael Cibene	SAF	10	Jalyn Holmes	DL	6-4	262	Fr./Fr.	Norfolk, Va. / Lake Taylor
29	Caleb Laps	RB	24	Malik Hooker	SAF	6-1	195	Fr./Fr.	New Castle, Pa. / New Castle
29	Mike Maduko	SAF	49	Sam Hubbard	LB	6-5	244	Fr./Fr.	Cincinnati, Ohio / Archbishop Moeller
30	Devan Bogard*	LB	35	Jeffie Johnson	RB	5-7	197	Jr./Jr.	Hilliard, Ohio/Bradley
32	Russell Doup	LS	36	Trey Johnson*	LB	6-1	225	So./So.	Lawrenceville, Ga./Central Gwinnett
33	Dante Booker	LB	95	Cameron Johnston*	P	6-0	195	So./So.	Geelong, Australia/St. Joseph's
35	Jeffie Johnson	RB	12	Cardale Jones	QB	6-5	250	Jr./So.	Cleveland, Ohio/Glenville
35	Chris Worley	LB	74	Jamarco Jones	OL	6-4	306	Fr./Fr.	Chicago, Ill. / De La Salle
36	Trey Johnson*	LB	64	Marcelys Jones	OL	6-4	325	Fr./Fr.	Cleveland, Ohio/Glenville
37	Joshua Perry**	LB	53	Kosta Karageorge	DL	6-3	273	Sr./Sr.	Columbus, Ohio/Thomas Worthington
38	Craig Fada	LB	78	Demetrius Knox	OL	6-3	308	Fr./Fr.	Fort Worth, Texas / All Saints Episcopal
39	Kyle Clinton	K	29	Caleb Laps	RB	6-1	210	So./So.	Canton, Ohio / Massillon Perry
41	Bryce Haynes**	LS	2	Marshon Lattimore	CB	6-0	195	Fr./Fr.	Cleveland, Ohio / Glenville
42	Aaron Mawhirter	LS	43	Darron Lee	LB	6-2	228	So./So.	New Albany, Ohio/New Albany
42	Darius Slade	DL	59	Tyquan Lewis	DL	6-3	260	So./Fr.	Tarboro, N.C./Tarboro
43	Darron Lee	LB	75	Evan Lisle	OL	6-6	300	So./Fr.	Centerville, Ohio/Centerville
44	Kyle Berger	LB	29	Mike Maduko	SAF	5-9	190	Fr./Fr.	Naperville, Ill./Montini Catholic

2014 OHIO STATE ROSTERS

No.	Name	Pos.	Ht.	Wg.	Cl./Elg.	Hometown/High School (Last School)
17	Jalin Marshall	H-B	5-11	205	So./Fr.	Middletown, Ohio/Middletown
42	Aaron Mawhirter	LS	6-2	230	So./So.	Sandusky, Ohio/Perkins
20	Devlin McDaniel	WR	5-11	200	So./So.	Marion, Ohio/Marion Pleasant
83	Terry McLaurin	WR	6-0	195	Fr./Fr.	Indianapolis, Ind. / Cathedral
5	Raekwon McMillan	LB	6-2	240	Fr./Fr.	Hinesville, Ga./Liberty County
5	Braxton Miller***	QB	6-2	217	Sr./Sr.	Huber Heights, Ohio/Wayne
88	Steve Miller***	DL	6-3	255	Sr./Sr.	Canton, Ohio/McKinley
18	Kato Mitchell	WR	5-11	190	Jr./Jr.	Cleveland, Ohio/John Hay
15	Luke Morgan	QB	6-2	225	So./So.	Lebanon, Ohio/Lebanon
62	R.J. Morris	OL	6-2	305	Fr./Fr.	Naperville, Ill./Naperville
52	Donovan Munger	DL	6-4	300	So./Fr.	Shaker Heights, Ohio/Shaker Heights
8	Kevin Niehoff	SAF	6-3	205	Jr./Jr.	Mason, Ohio/Mason
96	Sean Nuernberger	K	6-1	230	Fr./Fr.	Buckner, Ky./Oldham County H.S.
91	Aaron Parry	DL	6-5	265	So./So.	Zanesville, Ohio/Bishop Rosecrans
37	Joshua Perry**	LB	6-4	252	Jr./Jr.	Galena, Ohio/Olentangy
23	Tyvis Powell*	SAF	6-3	208	Jr./So.	Bedford, Ohio/Bedford
54	Billy Price	C/OG	6-4	312	So./Fr.	Austintown, Ohio/Fitch
69	Micheil Pruni	OL	6-2	315	Fr./Fr.	Dover, Ohio/Tuscarawas Central Catholic
19	Joe Ramstetter	WR	6-3	210	So./So.	Cincinnati, Ohio/Elder
26	Armani Reeves**	CB	5-10	198	Jr./Jr.	West Roxbury, Mass./Catholic Memorial
44	Chris Rock	TE	6-3	265	Sr./Jr.	Columbus, Ohio/DeSales
14	Jake Russell	P	6-1	198	Jr./Jr.	Twinsburg, Ohio/Twinsburg
4	Curtis Samuel	RB	5-11	196	Fr./Fr.	Brooklyn, N.Y./Erasmus
18	Nik Sarac	CB	5-9	183	Sr./Sr.	Cleveland, Ohio/St. Ignatius
90	Tommy Schutt**	DL	6-2	295	Jr./Jr.	Glen Ellyn, Ill./Glenbard
9	Tim Scott	K	5-11	185	Sr./Sr.	Norton, Ohio/ Norton
42	Darius Slade	DL	6-4	245	Fr./Fr.	Montclair, N.J. / Montclair
84	Corey Smith	WR	6-0	190	Sr./Jr.	Akron, Ohio/Buchtel & East Mississippi C.C.
9	Devin Smith***	WR	6-1	199	Sr./Sr.	Massillon, Ohio/Washington
1	Erick Smith	SAF	6-0	198	Fr./Fr.	Cleveland, Ohio / Glenville
7	Rod Smith***	RB	6-3	231	5th/Sr.	Fort Wayne, Ind./Paul Harding
46	Nick Snyder	LB	6-1	215	Jr./Jr.	Columbus, Ohio/Westerville South
8	Noah Spence	DL	6-3	252	Jr./Jr.	Harrisburg, Pa./Bishop McDevitt
6	Evan Spencer***	WR	6-2	208	Sr./Sr.	Vernon Hills, Ill./Vernon Hills
93	Tracy Sprinkle	DL	6-3	285	So./Fr.	Elyria, Ohio/Elyria
20	Ron Tanner**	SAF	6-0	205	Sr./Jr.	Columbus, Ohio/Eastmoor Academy
79	Brady Taylor	OL	6-5	295	Fr./Fr.	Columbus, Ohio / Bishop Ready
3	Michael Thomas*	WR	6-3	203	Jr./So.	Los Angeles, Calif./Woodland Hills Taft
94	Dylan Thompson	DL	6-4	275	Fr./Fr.	Lombard, Ill. / Montini Catholic
71	Kyle Trout	OL	6-6	312	Fr./Fr.	Lancaster, Ohio/Lancaster
73	Antonio Underwood**	OL	6-2	303	Sr./Jr.	Shaker Heights, Ohio/Shaker Heights
81	Nick Vannett**	TE	6-6	260	Jr./Jr.	Westerville, Ohio/Central
92	Adolphus Washington**	DL	6-4	295	Jr./Jr.	Cincinnati, Ohio/Taft
7	Damon Webb	CB	5-10	190	Fr./Fr.	Detroit, Mich. / Cass Tech
55	Cam Williams**	LB	6-1	228	Jr./Jr.	West Roxbury, Mass./Catholic Memorial
23	Isaiah Williams	WR	6-3	208	Fr./Fr.	Dayton, Ohio/Northmont
2	Dontre Wilson*	H-B	5-10	188	So./So.	DeSoto, Texas/DeSoto
35	Chris Worley	LB	6-2	222	So./Fr.	Cleveland, Ohio/Glenville

No.	Name	Pos.
44	Chris Rock	TE
46	Devin Hill	TE
46	Nick Snyder	LB
48	Joe Burger	LB
49	Sam Hubbard	LB
50	Jacoby Boren*	C
51	Joel Hale***	OL
52	Donovan Munger	DL
53	Kosta Karageorge	DL
54	Billy Price	C/OG
55	Cam Williams**	LB
57	Chase Farris**	OL
59	Tyquan Lewis	DL
61	Logan Gaskey	OL
62	R.J. Morris	OL
63	Michael Bennett***	DL
64	Marcelys Jones	OL
65	Pat Elflein*	OL
66	Kyle Dodson	OL
68	Taylor Decker**	OL
69	Micheil Pruni	OL
71	Kyle Trout	OL
72	Chris Carter**	DL
73	Antonio Underwood**	OL
74	Jamarco Jones	OL
75	Evan Lisle	OL
76	Darryl Baldwin***	OL
77	Michael Hill	DL
78	Demetrius Knox	OL
79	Brady Taylor	OL
80	Noah Brown	WR
81	Nick Vannett**	TE
82	James Clark	WR
83	Terry McLaurin	WR
84	Corey Smith	WR
85	Marcus Baugh	TE
87	Peter Gwilym	WR
88	Steve Miller***	DL
89	Jeff Greene	WR
90	Tommy Schutt**	DL
91	Aaron Parry	DL
92	A. Washington**	DL
93	Tracy Sprinkle	DL
94	Dylan Thompson	DL
95	Cameron Johnston*	P
96	Sean Nuernberger	K
97	Joey Bosa*	DL
98	John Holman	DL

* Indicates varsity letters earned; Class/Eligibility reflects 2014 Autumn Semester standing

PRONUNCIATION GUIDE


Name	Pronunciation(s)	Name	Pronunciation(s)	Name	Pronunciation(s)
Eli Apple	E-lie	Rashad Frazier	ruh-SHAD	Kevin Niehoff	NEE-hof
Marcus Baugh	BAWH	Doran Grant	der-RAN	Sean Nuernberger	NERN-burger
Devan Bogard	DEH-vin BOE-gard	Peter Gwilym	GWIL-um	Tyvis Powell	TIE-vus
Devonte Butler	duh-VON-tay	Jeff Heuerman	HIRE-mun	Armani Reeves	AR-mah-nee
Gareon Conley	GAR-ee-on	Marcelys Jones	mar-CELL-us	Nik Sarac	suh-RACK
Russell Doup	DOWP (like "ow")	Darron Lee	DARE-un	Tommy Schutt	SHUT
Bri'onte Dunn	BRI-on-tay (like "eye")	Tyquan Lewis	TIE-kwon	Nick Vannett	VAN-net
Pat Elflein	ELF-line	Evan Lisle	LYLE	Dontre Wilson	DON-tray
Craig Fada	FAY-da	Jalin Marshall	JAY-lin		
Khaled Franklin	KUH-lead	Raekwon McMillan	RAY-kwan		

OFFENSIVE/SPECIALIST BUCKEYES TO WATCH

**16 • J.T. BARRETT**


Quarterback
6-1, 225, Fr.

- Has 1,087 yards passing and 13 TDs; 176.5 passer rating
- Tied a school record with six TD passes vs. Kent State
- Threw for 330 yards and 4 TDs and rushed for 79 in the win over Cincinnati
- Consecutive 300-yard passing games by an OSU QB for the first time since 2005
- Big Ten Offensive Player of the Week (Sept. 15)
- Big Ten Freshman of the Week (9/1, 9/15, 9/29)

**17 • JALIN MARSHALL**


H-Back • 5-11, 205, Fr.

- Scored his first career TD and had a 51-yard punt return in the win over Kent State
- Has 5 catches for 30 yards and 1 TD on the season
- Caught two passes for 19 yards in the win over Navy
- Was considered the No. 1 prospect in Ohio by 247Sports and the No. 2 prospect as a senior by ESPN and Rivals
- Played QB in HS; rushed for a school-record 4,759 yards during his career, including more than 1,400 yards as a senior with 14 touchdowns scored

**68 • TAYLOR DECKER**


Offensive Line
6-7, 315, Jr.

- The only returning and the most experience starter on the offensive line
- Has 18 career starts
- Part of an offensive line that helped pave the way for an Ohio State offense to rank fifth nationally in rushing in 2013 with 308.6 ypg

**9 • DEVIN SMITH**

Wide Receiver • 6-1, 199, Sr.

- Biletnikoff Award watch list
- Played in all 43 career games with 24 starts
- 97 career receptions for 1,850 yards and 22 TDs at a whopping average of 40.9 yards per score
- Ranks fifth all-time at Ohio State with 22 TD receptions.
- Has seven TDs of at least 50 yards, including a school-record 90-yarder at Cal in 2013 and an 80-yarder vs. Navy
- Tied for second at the 2014 Big Ten outdoor track & field championships in the high jump at 7-0.25m

**15 • EZEKIEL ELLIOTT**


Running Back • 6-0, 225, So.

- Ohio State's leading rusher; has 323 yards on 55 carries and 3 TDs. Also has 103 yards receiving on 9 catches
- Rushed for a career-high 182 yards on 28 carries with 1 TD in the win over Cincinnati; also had 51 yards receiving
- Rushed 14 times for 162 yards and 2 TDs in a little more than a quarter vs. FAMU last season
- Consensus four-star prospect coming out of high school; named to the U.S. Army All-American game

**4 • CURTIS SAMUEL**


Running Back
5-11, 196, Fr.

- Rushed for 100 yards and 2 TDs and caught 4 passes for 40 yards in the win over Kent State
- Third on the team with 192 rushing yards and 2 TDs
- Consensus four-star prospect coming out of high school; rushed for 1,461 yards (15.8 yards per rush) and scored 17 touchdowns as a senior in 2013
- One of six from his recruiting class of 2014 to enroll into classes at Ohio State in January

**5 • JEFF HEURMAN**

Tight End • 6-5, 255, Sr.

- Mackey Award watch list
- 25 career starts at tight end
- Has 38 career catches for 623 yards & 5 TDs
- Three catches for 38 yards in the Cincinnati win
- Has the second-highest vertical leap on the team (36.5 inches)
- Father, Paul, was a basketball captain at Michigan; brother, Mike, is a sophomore TE at Notre Dame

**6 • EVAN SPENCER**

Wide Receiver
6-2, 208, Sr.

- Has 19 career starts at wide receiver
- Had one catch, good for a 19-yard TD catch-and-run, in the win over Cincinnati
- Caught 2 passes for 24 yards in the win over Navy
- Has 41 career catches for 485 yards and 5 TDs
- Played in all 14 games last season, catching 22 passes for 216 yards and 3 TDs in 2013

**3 • MICHAEL THOMAS**

Wide Receiver • 6-0, 195, So.

- Team-high 13 catches for 247 yards and 4 TDs
- Caught 6 passes for 98 yards, including a 53-yard TD, vs. Virginia Tech
- Caught 2 passes, both TDs, in the win over Kent State
- Caught three passes for 39 yards, including a 9 yard TD pass in the win vs. Navy
- Caught 86 passes as a senior for a state-leading 1,656 yards and 21 TDs; was named Southern California's 2010 Most Improved Player by *The Los Angeles Times*

**2 • DONTRE WILSON**

H-Back • 5-10, 188, So.


- Paul Hornung Award watch list
- Leads the Buckeyes with 513 all-purpose yards
- Had six catches for 71 yards and a TD in the UC win, also had one rush for 21 yards
- Played in all 14 games as a true freshman in 2013
- Ranked fourth on the team in 2013 with 983 all-purpose yards; rushed for 250 yards with 1 TD and caught 22 passes for 210 yards and 2 TDs; led the team with 523 kickoff return yards (24.9 avg.) with a long of 51

DEFENSIVE BUCKEYES TO WATCH

**11 • VONN BELL**

Safety • 5-11, 200, So.

- Second on the team with 25 tackles and has 1 INT
- Recorded his second career INT vs. Virginia Tech in his second career start
- Recorded seven tackles, five solo, in the win over Navy
- Led the team with 7 tackles in the UC victory
- Played in all 14 games as a back-up nickel defender in 2013 with 19 tackles

**12 • DORAN GRANT**

Cornerback • 5-11, 193, Sr.

- The most experienced of the bunch in the Buckeye secondary; has played in all 43 career games with 19 starts
- Has 95 career tackles, 4 INTs, 3.0 TFL and 15 PBUs
- Started all 14 games in 2013, recording 58 tackles (43 solo), 3 INTs (1 for a TD) and 13 passes defended
- A former winner of strength coach Mickey Marotti's Iron Buckeye Award

**63 • MICHAEL BENNETT**

Defensive Tackle • 6-2, 288, Sr.

- Bednarik, Outland, Nagurski & Lombardi Award watch lists
- Co-Captain
- Has 2.0 TFL this season
- Has played in 38 career games with 18 starts; 77 career tackles and 19.5 TFL; also has a team-high 11 career quarterback sacks
- Recorded 42 tackles (18 solo) in 2013 with 11.5 TFL, three forced fumbles and two recoveries

**37 • JOSHUA PERRY**


Linebacker • 6-4, 252, Jr.

- Ohio State's leading tackler with 32 on the season, including 2.0 TFL, 0.5 sacks, 1 INT, 1 PBU and 1 FF
- Recorded 9 tackles in the win over Navy and 6 in the win over UC
- Played in 27 career games with 12 starts; 95 career tackles
- Switched from the strong-side and middle LB to the departed Ryan Shazier's weak-side linebacker position

**97 • JOEY BOSA**

Defensive End • 6-5, 278, So.

- Bednarik, Nagurski and Lombardi award watch lists
- 4.5 TFL, 2.5 sacks and 3 FF on the season
- Recorded 2.0 TFL for 19 yards and 1.5 sacks vs. VT
- Three FF on the season, all of which have led directly to scores
- Named a freshman All-American by *The Sporting News* and *College Football News*
- Recorded 44 tackles in 2013, including 13.5 TFL

**23 • TYVIS POWELL**


Safety • 6-3, 208, So.

- Third on the team with 24 tackles and one INT
- Led the Buckeyes with 13 tackles in the win vs. Navy
- One of the most experienced players in the Ohio State secondary; was the team's nickel back in 2013 and is the team's No. 1 safety in 2014; played in all 14 games in 2013, recording 48 tackles (26 solo) and one INT
- Came up with arguably the biggest play of the year in 2013 in the win at Michigan, intercepting a 2-point pass in the end zone to secure the one-point victory

**43 • DARRON LEE**

Linebacker • 6-2, 228, Fr.

- Fifth on the team with 22 tackles and leads with 4.5 TFL
- Had 7 tackles, 2.0 TFL and returned a fumble 61 yards for a score vs. Navy
- 7 tackles and 1.0 TFL vs. Virginia Tech; 2 TFL vs. KSU
- Saw limited action in 2013 due to injury, but then made major strides during 2014 spring drills and in fall camp
- Was named a first-team *Associated Press* Division II all-state cornerback in 2012

**13 • ELI APPLE**

Cornerback • 6-1, 198, Fr.

- Starting cornerback; 1 INT and 3 PBUs on the season
- Recorded his first career INT in the first quarter vs. VT
- Made his first career start at corner in the win vs. Navy, recording 2 tackles and 1 PBU
- Redshirted the 2013 season
- Enrolled at Ohio State in January 2013 as a five-star prospect; was rated as high as the No. 11 prospect nationally by the ESPN 150; U.S. Army All-American Bowl

**14 • CURTIS GRANT**

Linebacker • 6-3, 238, Sr.

- Butkus Award watch list
- Career-high 13 tackles and 2.0 TFL vs. Virginia Tech
- Has 85 career tackles, 7.0 TFL and 3.5 sacks
- Recorded 7 stops and 1.0 sack in the win vs. Navy
- One of the most experienced defenders with 17 career starts at linebacker, 12 of those coming in 2013
- Enjoyed his best statistical year as a junior with 52 tackles (24 solo) and 4.0 TFL

**92 • ADOLPHUS WASHINGTON**

Defensive Tackle • 6-4, 295, Jr.

- Six tackles, 2.0 TFL and 1.0 sack in the win vs. Navy
- 10 tackles, 1.0 sack and 3.0 TFL on the season
- Has 57 career tackles, 10.5 TFL and 6.0 sacks
- Saw action in 12 games with five starts in 2013
- Was a Parade Magazine All-American, U.S. Army All-American and five-star recruit as a high school senior at Cincinnati Taft; also a standout basketball player, helped Taft to the 2011 Division III state championship

HEAD COACH URBAN MEYER



QUICK FACTS

Hometown: Ashtabula, Ohio
High School: St. John
Alma Mater: Cincinnati, 1986
Master's Degree: Ohio State, 1988

Year in Coaching: 28th (Third year at Ohio State)
Wife: Shelley
Children: Daughters, Nicole and Gigi, and son, Nathan

COACHING ASSIGNMENTS

2012-present	Head Coach	Ohio State
2005-10	Head Coach	Florida
2003-04	Head Coach	Utah
2001-02	Head Coach	Bowling Green
1996-2000	Wide Receivers	Notre Dame
1990-95	Wide Receivers	Colorado State
1989	Quarterbacks/Wide Receivers	Illinois State
1988	Outside Linebackers	Illinois State
1987	Grad Assistant (Wide Receivers)	Ohio State
1986	Grad Assistant (Tight Ends)	Ohio State

Urban Meyer, the two-time national champion coach who has the highest winning percentage – .834; 131-26 – of any active coach with at least 10 years of experience, is 27-3 overall and 16-0 in Big Ten conference games as coach at Ohio State. His Buckeyes set a school record with a 24-game winning streak (fourth-longest in Big Ten history) while Meyer became the first coach in major college history to win 20-or-more consecutive games on three different occasions. His teams have finished atop the Leaders Division in the Big Ten in each of the past two seasons.

Winning games, competing for championships in November and developing outstanding young men to succeed in life is what Meyer came home to Ohio to do as coach of the Buckeyes.

Born in Toledo, raised in Ashtabula and with degrees from Cincinnati and Ohio State, Meyer made it clear from the day he took the Ohio State position - Nov. 28, 2011 - what his intentions are: "We're going to make the great state of Ohio proud with everything we do."

Ohio is proud and Meyer, named the 2012 Ohio College Coach of the Year by his coaching peers in the state, has the proven deeds to keep the state beaming. Consider:

- Meyer has the highest winning percentage among all active FBS coaches with at least 10 years of experience (131-26;.834);
- He has the fourth-highest winning percentage all-time among FBS college coaches and he has the 10th best winning percentage among all coaches in college football history;
- He has won two national championships, one of only two active coaches with multiple national titles;
- He is the first coach in modern history to win 13 games consecutively, and three times, and he has also won 12 games three different times;
- Ohio State's 12-0 record in 2012 was the second undefeated season for Meyer, who also went 12-0 at Utah in 2004;
- Meyer is the only coach in major college history to have three winning streaks of at least 20 games (22 at Florida; 20 with Utah/Florida; 25 with Florida and Ohio State), and he has five winning streaks of 10-or-more. Only nine coaches have had two winning streaks of at least 20 games;
- Meyer won more games his first 10 years - 104 - than all but two coaches in college football history; and
- He reached 100 wins faster than all but one coach – Bud Wilkinson – in the last 55 years and faster than all but five coaches all-time.

Meyer, who is in his 29th season as a collegiate coach, is married to the former Shelley Mather. The couple are proud parents to daughters Nicki (a 2013 graduate of Georgia Tech) and GiGi (a senior volleyball player majoring in athletic training at Florida Gulf Coast) and a son, Nate (a high school freshman in 2014-15).

URBAN MEYER RECORDS

Ohio State Home Record	17-1 (.944)
Career Home Record	74-8 (.902)
Ohio State Road Record	9-0 (1.000)
Career Road Record	42-13 (.763)
Career Neutral Record	15-5 (.750)
Career Against Top 25	26-12 (.684)
Career Against Top 10	11-5 (.687)
Career in Overtime	5-0 (1.000)
Career in Bowl Games	7-1 (.875)
Career in BCS Games	4-0 (1.000)
Career in Conference Championship Games	2-2 (.500)

HEAD COACHING RECORD

Year	School	Overall Record	Conf. Record	Final Poll	Bowl
2001	Bowling Green	8-3	5-3	NR	None
2002	Bowling Green	9-3	6-2	NR	None
2003	Utah	10-2	6-1	21/21	Liberty
2004	Utah	12-0	7-0	4/5	Fiesta
2005	Florida	9-3	5-3	12/16	Outback
2006	Florida	13-1	7-1	1/1	BCS Championship
2007	Florida	9-4	5-3	13/16	Capital One
2008	Florida	13-1	7-1	1/1	BCS Championship
2009	Florida	13-1	8-0	3/3	Sugar
2010	Florida	8-5	4-4	NR	Outback
2012	Ohio State	12-0	8-0	3/NR	
2013	Ohio State	12-2	8-0	10/12	Orange
2014	Ohio State	3-1	0-0		
Totals	13th year	131-26	76-18		

HEAD COACHING RECORD BY MONTH

Year	Aug.	Sept.	Oct.	Nov.	Dec./Jan.
2001	0-0	3-1	2-1	3-1	0-0
2002	1-0	2-0	4-0	2-3	0-0
2003	1-0	2-1	3-1	3-0	1-0
2004	0-0	4-0	4-0	3-0	1-0
2005	0-0	4-0	2-2	2-1	1-0
2006	0-0	5-0	2-1	4-0	2-0
2007	0-0	4-1	1-2	4-0	0-1
2008	1-0	2-1	3-0	5-0	2-0
2009	0-0	4-0	4-0	4-0	1-1
2010	0-0	4-0	1-3	2-2	1-0
2012	0-0	5-0	4-0	3-0	0-0
2013	1-0	4-0	3-0	4-0	0-2
2014	1-0	2-1	0-0	0-0	0-0
Totals	5-0	45-5	32-10	39-7	9-4

HEAD COACH URBAN MEYER • CAREER GAME-BY-GAME

BOWLING GREEN – 2001 (8-3; 5-3 MAC)

Sept. 1	at Missouri	W	20-13
Sept. 8	Buffalo	W	35-0
Sept. 22	Temple	W	42-23
Sept. 29	at Marshall	L	31-37
Oct. 6	Kent State	W	24-7
Oct. 13	at W. Michigan	L	28-37
Oct. 20	at Akron	W	16-11
Nov. 3	Miami	L	21-24
Nov. 10	at Ohio	W	17-0
Nov. 17	at Northwestern	W	43-42
Nov. 23	Toledo	W	56-21

BOWLING GREEN – 2002 (9-3; 6-2 MAC)

Aug. 29	Tennessee Tech	W	41-7
Sept. 14	Missouri	W	51-28
Sept. 21	at Kansas	W	39-16
Oct. 5	Ohio	W	72-21
Oct. 12	at C. Michigan	W	45-35
Oct. 19	W. Michigan	W	48-45 OT
Oct. 26	Ball State	W	38-20
Nov. 2	at Kent State	W	45-14
Nov. 9	at N. Illinois	L	17-26
Nov. 16	at USF	L	7-29
Nov. 23	E. Michigan	W	63-21
Nov. 30	at Toledo	L	24-42

UTAH – 2003 (10-2; 6-1 MWC)

Aug. 28	Utah State	W	40-20
Sept. 6	at Texas A&M	L	26-28
Sept. 11	California	W	31-24
Sept. 27	at Colorado State	W	28-21
Oct. 3	Oregon	W	17-13
Oct. 11	San Diego State	W	27-6
Oct. 18	at UNLV	W	28-10
Oct. 25	New Mexico	L	35-47
Nov. 1	at Air Force	W	45-43 3OT
Nov. 15	Wyoming	W	47-17
Nov. 22	at BYU	W	3-0
Dec. 31	vs. Southern Miss@	W	17-0

@Liberty Bowl at Memphis, Tenn.

UTAH – 2004 (12-0; 7-0 MWC)

Sept. 2	Texas A&M	W	41-21
Sept. 11	at Arizona	W	23-6
Sept. 18	at Utah State	W	48-6
Sept. 25	Air Force	W	49-35
Oct. 1	at New Mexico	W	28-7
Oct. 16	North Carolina	W	46-16
Oct. 23	UNLV	W	63-28
Oct. 30	at San Diego State	W	51-28
Nov. 6	Colorado State	W	63-31
Nov. 13	at Wyoming	W	45-28
Nov. 20	BYU	W	52-21
Jan. 1	vs. Pittsburgh@	W	35-7

@Fiesta Bowl at Tempe, Ariz.

FLORIDA – 2005 (9-3; 5-3 SEC)

Sept. 3	Wyoming	W	32-14
Sept. 10	Louisiana Tech	W	41-3
Sept. 17	Tennessee	W	16-7
Sept. 24	at Kentucky	W	49-28
Oct. 1	at Alabama	L	3-31
Oct. 8	Mississippi St.	W	35-9
Oct. 15	at LSU	L	17-21
Oct. 29	vs. Georgia*	W	14-10
Nov. 5	Vanderbilt	W	49-42 2OT
Nov. 12	at South Carolina	L	22-30
Nov. 26	Florida State	W	34-7
Jan. 2	vs. Iowa@	W	31-24

*at Jacksonville; @Outback Bowl at Tampa, Fla.

FLORIDA – 2006 (13-1; 7-1 SEC)

Sept. 2	Southern Miss	W	34-7
Sept. 9	UCF	W	42-0
Sept. 16	at Tennessee	W	21-20
Sept. 23	Kentucky	W	26-7
Sept. 30	Alabama	W	28-13
Oct. 7	LSU	W	23-10
Oct. 14	at Auburn	L	17-27
Oct. 28	vs. Georgia*	W	21-14
Nov. 4	at Vanderbilt	W	25-19
Nov. 11	South Carolina	W	17-16
Nov. 18	Western Carolina	W	62-0
Nov. 25	at Florida State	W	21-14
Dec. 2	vs. Arkansas#	W	38-28
Jan. 8	vs. Ohio State@	W	41-14

*at Jacksonville, Fla.; # SEC Championship at Atlanta; @ BCS Championship at Glendale, Ariz.

FLORIDA – 2007 (9-4; 5-3 SEC)

Sept. 1	W. Kentucky	W	49-3
Sept. 8	Troy	W	59-31
Sept. 15	Tennessee	W	59-20
Sept. 22	at Ole Miss	W	30-24
Sept. 29	Auburn	L	17-20
Oct. 6	at LSU	L	24-28
Oct. 20	at Kentucky	W	45-37
Oct. 27	vs. Georgia*	L	30-42
Nov. 3	Vanderbilt	W	49-22
Nov. 10	at South Carolina	W	51-31
Nov. 17	Florida Atlantic	W	59-20
Nov. 24	Florida State	W	45-12
*Jan. 1	vs. Michigan@	L	35-41

*at Jacksonville, Fla. @Capital One Bowl, Orlando, Fla.

FLORIDA – 2008 (13-1; 7-1 SEC)

Aug. 30	Hawaii	W	56-10
Sept. 6	Miami	W	26-3
Sept. 20	at Tennessee	W	30-6
Sept. 27	Ole Miss	L	30-31
Oct. 4	at Arkansas	W	38-7
Oct. 11	LSU	W	51-21
Oct. 25	Kentucky	W	63-5
Nov. 1	vs. Georgia*	W	49-10
Nov. 8	at Vanderbilt	W	42-12
Nov. 15	South Carolina	W	56-6
Nov. 22	The Citadel	W	70-19
Nov. 29	at Florida State	W	45-15
Dec. 6	vs. Alabama#	W	31-20
Jan. 8	vs. Oklahoma@	W	24-14

*at Jacksonville, Fla.; #SEC Championship at Atlanta; @ BCS Championship at Miami, Fla.

FLORIDA – 2009 (13-1; 8-0 SEC)

Sept. 5	Charleston Southern	W	62-3
Sept. 12	Troy	W	56-6
Sept. 19	Tennessee	W	23-13
Sept. 26	at Kentucky	W	41-7
Oct. 10	at LSU	W	13-3
Oct. 17	Arkansas	W	23-20
Oct. 24	at Mississippi State	W	29-19
Oct. 31	vs. Georgia*	W	41-17
Nov. 7	Vanderbilt	W	27-3
Nov. 14	at South Carolina	W	24-14
Nov. 21	Florida International	W	62-3
Nov. 28	Florida State	W	37-0
Dec. 5	vs. Alabama#	L	13-32
Jan. 1	vs. Cincinnati@	W	51-24

*at Jacksonville, Fla.; #SEC Championship at Atlanta; @ Sugar Bowl at New Orleans

FLORIDA – 2010 (8-5; 4-4 SEC)

Sept. 4	Miami Univ.	W	34-12
Sept. 11	South Florida	W	38-14
Sept. 18	at Tennessee	W	31-17
Sept. 25	Kentucky	W	48-14
Oct. 2	at Alabama	L	3-31
Oct. 9	LSU	L	29-33
Oct. 16	Mississippi State	L	7-10
Oct. 30	vs. Georgia*	W	34-31 OT
Nov. 6	at Vanderbilt	W	55-14
Nov. 13	South Carolina	L	14-36
Nov. 20	Appalachian State	W	48-10
Nov. 27	at Florida State	L	7-31
Jan. 1	vs. Penn State@	W	37-24

*at Jacksonville, Fla.; @Outback Bowl at Tampa, Fla.

OHIO STATE – 2012 (12-0; 8-0 BIG TEN)

Sept. 1	Miami Univ.	W	56-10
Sept. 8	Central Florida	W	31-16
Sept. 15	California	W	35-28
Sept. 22	UAB	W	29-15
Sept. 29	at Michigan State	W	17-16
Oct. 6	Nebraska	W	63-38
Oct. 13	at Indiana	W	52-49
Oct. 20	Purdue	W	29-22 OT
Oct. 27	at Penn State	W	35-22
Nov. 3	Illinois	W	52-22
Nov. 17	at Wisconsin	W	21-14 OT
Nov. 24	Michigan	W	26-21

OHIO STATE – 2013 (12-1; 8-0 BIG TEN)

Aug. 31	Buffalo	W	40-20
Sept. 7	San Diego State	W	42-7
Sept. 14	at California	W	52-34
Sept. 21	Florida A&M	W	76-0
Sept. 28	Wisconsin	W	31-24
Oct. 5	at Northwestern	W	40-30
Oct. 19	Iowa	W	34-24
Oct. 26	Penn State	W	63-14
Nov. 2	at Purdue	W	56-0
Nov. 16	at Illinois	W	60-35
Nov. 23	Indiana	W	42-14
Nov. 30	at Michigan	W	42-41
Dec. 7	vs. Michigan State#	L	24-34
Jan. 3	vs. Clemson@	L	35-40

#B1G Championship at Indianapolis; @Orange Bowl at Miami

OHIO STATE – 2014 (3-1, 0-0 BIG TEN)

Aug. 30	vs. Navy	W	34-17
Sept. 6	Virginia Tech	L	21-35
Sept. 13	Kent State	W	66-0
Sept. 27	Cincinnati	W	50-28
Oct. 4	at Maryland		
Oct. 18	Rutgers		
Oct. 25	at Penn State		
Nov. 1	Illinois		
Nov. 8	at Michigan State		
Nov. 15	at Minnesota		
Nov. 22	Indiana		
Nov. 29	Michigan		
Dec. 6	B1G Championship		

HEAD COACH URBAN MEYER • CAREER SUPERLATIVES

TEAM GAME HIGHS

Points.....	76, Florida A&M (9/21/13)
First Downs.....	45, Cincinnati (9/27/14)
Rushes.....	65, Cincinnati (9/27/14)
Yards Rushing.....	441, at Illinois (11/16/13)
Yards Per Rush.....	11.2, Charleston Southern (9/5/09)
TD Rushes.....	6, Penn State (10/26/13)
.....	Appalachian State (11/20/10)
.....	The Citadel (11/22/08)
Pass Attempts.....	53, at Northwestern (11/17/01)
.....	Northern Illinois (11/9/02)
Pass Completions.....	36, at Northwestern (11/17/01)
Yards Passing.....	482, vs. Cincinnati (1/1/10)
Yards Per Pass.....	21.4, Tennessee (9/15/07)
TD Passes.....	6, Florida A&M (9/21/13)
.....	Kent State (9/13/14)
Total Plays.....	101, Cincinnati (9/27/14)
Total Offense.....	710, Cincinnati (9/27/14)
Yards Per Play.....	11.9, The Citadel (11/22/08)
Sacks By.....	9, Pittsburgh (1/1/05)
Penalties.....	14, at Ole Miss (9/22/07)
.....	LSU (10/7/06)
Penalty Yards.....	130, Colorado State (11/6/04)
Turnovers.....	5, at Western Michigan (10/13/01)
Interceptions By.....	5, PSU (1/1/11)
Punts.....	10, at LSU (10/15/05)
Fumbles.....	9, at Texas A&M (9/6/03)
Fumbles Lost.....	4, vs. Arkansas (10/17/09)
Forced Fumbles.....	8, at Vanderbilt (11/6/10)
Fumbles Recovered.....	4, at Kent State (10/6/01)
.....	Toledo (11/23/01)
.....	at Colorado State (9/27/03)
.....	at Southern Miss (12/31/03)
Time of Possession.....	43:34, vs. Kent State (10/6/01)
Points, First Quarter.....	34 points, 9/21/13, Florida A&M (W, 76-0)
Points, Second Quarter.....	35 points, 9/24/05, at Kentucky (W, 49-28)
Points, Third Quarter.....	28 points 8/30/08 vs. Hawaii W (56-10)
Points, Fourth Quarter.....	29 points, 11/17/01 at Northwestern W (43-42)
Points, Half.....	55 points, 9/21/13 vs. Florida A&M W (76-0)
Points, First Half.....	55 points, 9/21/13 vs. Florida A&M W (76-0)
Points, Second Half.....	35 points
.....	10/5/02 vs. Ohio W (72-21)
.....	9/01/2012 vs. Miami Ohio W(56-10)
.....	11/23/02 vs. Eastern Michigan W (63-21)
.....	11/1/08 vs. Georgia W (49-10)

INDIVIDUAL GAME HIGHS


Rushes.....	36, Brandon Warfield at Texas A&M (9/6/03)
Yards Rushing.....	246, Carlos Hyde at Illinois (11/16/13)
TD Rushes.....	5, Trey Burton vs. Kentucky (9/25/10)
.....	Tim Tebow at South Carolina (11/10/07)
Long Rush.....	92, Steve Savoy vs. BYU (11/20/04)
Pass Attempts.....	52, Josh Harris vs. Northern Illinois (11/9/02)
Pass Completions.....	32, Chris Leak vs. Vanderbilt (11/5/05)
Yards Passing.....	482, Tim Tebow vs. Cincinnati (1/11/10)
TD Passes.....	6, Kenny Guiton vs. Florida A&M (9/21/13)
.....	J.T. Barrett vs. Kent State (9/13/14)
Longest Pass.....	90/TD, Kenny Guiton to Devin Smith at California (9/14/13)
Longest TD Pass.....	90, Kenny Guiton to Devin Smith at California (9/14/13)
Receptions.....	15, Paris Warren vs. Pittsburg (1/11/05)
Yards Receiving.....	215, Robert Redd at Marshall (9/29/01)
TD Receptions.....	3, Robert Redd vs. Ohio (10/5/02)
.....	Paris Warren vs. Colorado State (11/6/04)
.....	Chad Jackson vs. Wyoming (9/3/05)
.....	Riley Cooper vs. Western Carolina (11/18/06)
Field Goals.....	4, Drew Basil vs. Michigan (11/24/12)
Long Field Goal.....	56, Caleb Sturgis vs. Georgia (10/31/09)
Punts.....	10, Eric Wilbur at LSU (10/15/05)
Punting Average.....	62.3, Chas Henry at Alabama (10/2/10)
Long Punt.....	75, Chas Henry at Alabama (10/2/10)
Long Punt Return.....	83, Brandon James vs. Tennessee (9/15/07)
Long Kickoff Return.....	90, Morgan Scalley vs. UNLV (10/23/04)
Tackles.....	20, Ryan Shazier vs. Indiana (11/23/13)
Sacks.....	4.0, by John Simon at Wisconsin (11/17/12)
TFL.....	5.0, John Simon vs. Nebraska (10/6/12)
.....	5.0, Ryan Shazier vs. Indiana (11/23/13)
INTs.....	2, 14x, last by Bradley Roby vs. Nebraska (10/6/12)

BUCKEYE COACHING STAFF



LUKE FICKELL (Field)
Defensive Coordinator/Linebackers
13th Season at Ohio State (Ohio State, 1997)

- Ohio State No. 1 ('07), No. 4 ('10) and No. 5 ('05/'10) in total defense
- Named 2013 Top Recruiter by ESPN College FB Nation
- Started school-record 50 consecutive games between 1993-96



TOM HERMAN (Booth)
Offensive Coordinator/Quarterbacks
3rd Season at Ohio State (Cal Lutheran, 1997)

- 16th season as collegiate coach; ninth season as an offensive coordinator
- Led an Ohio State offense that ranked No. 3 nationally in scoring (45.5), No. 5 in rushing (308.6) and No. 7 in total offense (511.9) in 2013
- 2013 *Rivals.com* Big Ten Recruiter of the Year/National Top 25



LARRY JOHNSON (Field)
Assistant Head Coach/Defensive Line Coach
1st Season at Ohio State (Elizabeth City State, 1973)

- 19th season as a collegiate coach
- Spent the past 18 season as an assistant at Penn State, including 20 at the high school level
- Mentored six NFL first round draft picks at Penn State



CHRIS ASH (Booth)
Co-Defensive Coordinator/Safeties Coach
1st Season at Ohio State (Drake, 1996)

- Has coached collegiately for 18 years, including 13 years in the defensive secondary and with four years as a coordinator
- Has spent the past three seasons as a defensive coordinator at Arkansas (2013) and Wisconsin (2011-12)




ED WARINNER (Field)
Co-Offensive Coordinator/Offensive Line
3rd Season at Ohio State (Mount Union, 1984)

- In his 31st season of collegiate coaching
- Offensive line helped pave the way for an Ohio State attack that ranked fifth nationally in rushing (308.6) and seventh in total offense (511.9) in 2013
- 2012 *FootballScoop* offensive line coach of the year
- Buckeyes had 34-year high 37 rushing touchdowns in 2012



STAN DRAYTON (Field)
Running Backs/Assistant Head Coach for Offense
4th Season at Ohio State (Allegheny, 1993)

- In his 22nd season of coaching and seventh season on an Urban Meyer staff
- Helped mentor a rushing attack that ranked fifth nationally (308.6 ypg) in 2013, including 1,521 yards and 15 TDs from Carlos Hyde
- Three-time All-American at Allegheny and two-time track All-American



KERRY COOMBS (Field)
Cornerbacks/Special Teams Coordinator
3rd Season at Ohio State (Dayton, 1983)

- Coached five years at Cincinnati under Brian Kelly & Butch Jones
- 16-year head coach at Cincinnati Colerain; won 2004 state championship
- Has lived in Ohio his entire life



TIM HINTON (Booth)
Tight Ends/Fullbacks
3rd Season at Ohio State (Wilmington, 1982)

- Coached or recruited in Ohio for 32 years
- Head coach at Harding H.S. in Marion, Ohio, for 11 years
- Was a GA at Ohio State with Urban Meyer under Earle Bruce



MICKEY MAROTTI (Field)
Assistant AD for Football Sports Performance
3rd Season at Ohio State (West Liberty State, 1987)

- 15th year working on a staff with Urban Meyer
- Has a "Bob Newhart" couch in his office for talks with Coach Meyer
- Plays the drums



ZACH SMITH (Field)
Wide Receivers
3rd Season at Ohio State (Florida, 2007)

- GA/quality control coach for five years under Urban Meyer at Florida (2005-09)
- Coached under Doc Holliday at Marshall (2010) and Steve Addazio at Temple (2011)
- Grandson of former Ohio State coach Earle Bruce (1979-87)

OFFENSIVE CAREER BESTS

16 • J.T. BARRETT

Most Comp.....	26 vs. Cincinnati (9/27/14)
Most Attempts.....	36 vs. Cincinnati (9/27/14)
Most Yds Passing.....	330 vs. Cincinnati (9/27/14)
Most TD passes.....	6 vs. Kent State (9/13/14) <i>tied for school record</i>
Longest Completion.....	80/TD vs. Navy (8/30/14)
Most Rushing Yards.....	79 vs. Cincinnati (9/27/14)
Most Rushing Attempts.....	24 vs. Virginia Tech (9/6/14)
Longest Rush.....	25 vs. Virginia Tech (9/6/14)
Most rushing TDs.....	1 vs. Virginia Tech (9/6/14)
Total Offense.....	409 vs. Cincinnati (9/27/14)

25 • BRI'ONTE DUNN

Most Yds. Rushing.....	73 vs. Illinois (11/3/12)
Most Attempts.....	13 vs. Illinois (11/3/12)
Longest Rush.....	11 vs. Illinois (11/3/12)
Most Rushing TD.....	1 (2x) last vs. Illinois (11/3/12)

15 • EZEKIEL ELLIOTT

Most Yds. Rushing.....	182 vs. Cincinnati (9/27/14)
Most Attempts.....	28 vs. Cincinnati (9/27/14)
Longest Rush.....	57 vs. Florida A&M (9/21/13)
Most Rushing TD.....	2 vs. Florida A&M (9/21/13)
Most Rec.....	5 vs. Cincinnati (9/27/14)
Most Yds Rec.....	52 vs. Kent State (9/13/14)
Most Rec. TD.....	1 at Purdue (11/2/13)
Longest Rec.....	22 vs. Kent State (9/13/14)

86 • JEFF HEUERMAN

Most Rec.....	5 (2x) last at Purdue (11/2/13)
Most Yds. Rec.....	116 at Purdue (11/2/13)
Longest Rec.....	57/TD vs. Clemson (1/3/14)
Most Rec. TDs.....	1 (4x) last vs. Clemson (1/3/14)

17 • JALIN MARSHALL

Most Yds. Rushing.....	20 vs. Cincinnati (9/27/14)
Most Attempts.....	3 (2x) last vs. Cincinnati (9/27/14)
Longest Rush.....	12 vs. Cincinnati (9/27/14)
Most Rushing TD.....	0
Most Rec.....	2 (2x) last vs. Kent State (9/13/14)
Most Yds. Rec.....	19 vs. Navy (8/30/14)
Longest Rec.....	10 vs. Navy (8/30/14)
Most Rec. TDs.....	1 vs. Kent State (9/13/14)

5 • BRAXTON MILLER

Most Comp.....	22 vs. Iowa (10/19/13)
Most Attempts.....	30 vs. California (9/15/12)
Most Yds Passing.....	252 vs. Penn State (10/26/13)
Most TD passes.....	4 (3x) last at Purdue (11/2/13)
Longest Completion.....	72/TD (2x) last at Penn State (10/27/12)
Most Yds. Rushing.....	186 vs. Nebraska (10/6/12) <i>school record by a QB</i>
Most Rushing Attempts.....	27 vs. UCF (9/8/12)
Longest Rush.....	81 (TD) vs. Indiana (11/5/11) <i>school record by a QB</i>
Most rushing TDs.....	3 (2x) last at Michigan (11/30/13)
Total Offense.....	368 vs. Miami, Ohio (9/1/12)
Season 100-yd rushing gms.....	5, last vs. Michigan State (12/7/13)
Career 100-yd rushing gms.....	14, last vs. Michigan State (12/7/13)

4 • CURTIS SAMUEL

Most Yds. Rushing.....	100 vs. Kent State (9/13/14)
Most Attempts.....	15 vs. Kent State (9/13/14)
Longest Rush.....	26 vs. Kent State (9/13/14)
Most Rushing TD.....	2 vs. Kent State (9/13/14)
Most Rec.....	4 vs. Kent State (9/13/14)
Most Yds. Rec.....	40 vs. Kent State (9/13/14)
Longest Rec.....	30 vs. Kent State (9/13/14)
Most Rec. TDs.....	0

9 • DEVIN SMITH

Most Rec.....	7 (2x) last vs. Iowa (10/19/13)
Most Yds. Rec.....	149 at California (9/14/13)
Longest Rec.....	90/TD at California (9/14/13)
TDs.....	2 (5x) last vs. Cincinnati (9/27/14)

7 • ROD SMITH

Most Yds. Rushing.....	74 vs. Akron (9/3/11)
Most Attempts.....	18 vs. Akron (9/3/11)
Longest Rush.....	33 (TD) vs. Nebraska (10/6/12)
Most rushing TDs.....	1 (6x) last vs. Cincinnati (9/27/14)
Most Rec.....	2 vs. Illinois (11/3/12)
Most Yds. Rec.....	55 vs. Illinois (11/3/12)
Longest Rec.....	51 (TD) vs. Illinois (11/3/12)
TDs.....	1 (2x) last vs. Kent State (9/13/14)

6 • EVAN SPENCER

Most Rec.....	4 (3x) last vs. Penn State (10/26/13)
Most Yds. Rec.....	54 vs. Miami, Ohio (9/1/12)
Longest Rec.....	44 vs. Miami, Ohio (9/1/12)
Most Rec. TDs.....	2 vs. Florida A&M (9/21/13)

3 • MICHAEL THOMAS

Most Rec.....	6 vs. Virginia Tech (9/6/14)
Most Yds. Rec.....	98 vs. Virginia Tech (9/6/14)
Longest Rec.....	63/TD vs. Kent State (9/13/14)
TDs.....	2 vs. Kent State (9/13/14)

81 • NICK VANNETT

Most Rec.....	4 vs. Kent State (9/13/14)
Most Yds. Rec.....	45 vs. Illinois (11/3/12)
Most Rec. TDs.....	1 at Purdue (11/2/13)
Longest Rec.....	32 vs. Nebraska (10/6/12)

2 • DONTRE WILSON

Most Yds. Rushing.....	59 at California (9/14/13)
Most Attempts.....	6 vs. Navy (8/30/14)
Longest Rush.....	26 at California (9/14/13)
Most rushing TDs.....	1 vs. San Diego State (9/7/13)
Most Rec.....	6 vs. Cincinnati (9/27/14)
Most Rec. Yards.....	71 vs. Cincinnati (9/27/14)
Longest Rec.....	40 vs. Virginia Tech (9/6/14)
Most Rec. TDs.....	1 (3x) last vs. Cincinnati (9/27/14)
Longest KO return.....	51 vs. Buffalo (8/31/13)

DEFENSIVE/SPECIALIST CAREER BESTS

13 • ELI APPLE

Tackles.....5 vs. Cincinnati (9/27/14)
Solo tackles.....4 vs. Cincinnati (9/27/14)
Pass BrUp.....1 (3x) last vs. Kent State (9/13/14)
INT.....1 vs. Virginia Tech (9/6/14)

63 • MICHAEL BENNETT

Tackles.....6 at Illinois (11/16/13)
Solo tackles.....4 (2x) last at Purdue (11/12/11)
Sacks.....2.0 vs. Indiana (11/23/13)
TFL.....3.0 vs. Indiana (11/23/13)

11 • VONN BELL

Tackles.....7 (3x) last vs. Cincinnati (9/27/14)
Solo tackles.....7 vs. Clemson (1/3/14)
TFL.....1.0 vs. Florida A&M (9/21/13)
INT.....1 (2x) last vs. Virginia Tech (9/6/14)

30 • DEVAN BOGARD

Tackles.....2 (several times)
Solo tackles.....2 (several times)

97 • JOEY BOSA

Tackles.....7 at California (9/14/13)
Solo tackles.....4 (2x) last at Northwestern (10/5/13)
TFL.....2.5 at Illinois (11/16/13)
Sacks.....2.5 at Illinois (11/16/13)

16 • CAM BURROWS

Tackles.....5 vs. Indiana (11/23/13)
Solo tackles.....4 vs. Indiana (11/23/13)

17 • RASHAD FRAZIER

Tackles.....4 vs. Navy (8/30/14)
Solo tackles.....2 (2x) last vs. Virginia Tech (9/6/14)

14 • CURTIS GRANT

Tackles.....13 vs. Virginia Tech (9/6/14)
Solo tackles.....6 (2x) last vs. Virginia Tech (9/6/14)
Sacks.....1.0 (3x) last vs. Navy (8/30/14)
TFL.....2.0 vs. Virginia Tech (9/6/14)

12 • DORAN GRANT

Tackles.....9 at Northwestern (10/5/13)
Solo tackles.....7 at Northwestern (10/5/13)
Sacks.....1.0 vs. UAB (9/22/12)
TFL.....1.0 (2x) last vs. Michigan State (12/7/13)
Pass BrUp.....2 (4x) last vs. Indiana (11/23/13)
Interceptions.....1 (4x) last at Purdue (11/2/13)

43 • DARRON LEE

Tackles.....7 (2x) last vs. Virginia Tech (9/6/14)
Solo tackles.....5 vs. Navy (8/30/14)
TFL.....2.0 (2x) last vs. Kent State (9/13/14)
Sacks.....1.0 vs. Kent State (9/13/14)

5 • RAEKWON MCMILLAN

Tackles.....7 vs. Kent State (9/13/14)
Solo tackles.....5 vs. Kent State (9/13/14)
TFL.....2.5 vs. Kent State (9/13/14)
Sacks.....2.0 vs. Kent State (9/13/14)

88 • STEVE MILLER

Tackles.....3 vs. Navy (8/30/14)
Solo tackles.....2 vs. San Diego State (9/7/13)
TFL.....2.0 at Purdue (11/2/13)
Sacks.....1.0 (several times)

37 • JOSHUA PERRY

Tackles.....11 vs. Virginia Tech (9/6/14)
Solo tackles.....7 (2x) last vs. Virginia Tech (9/6/14)
TFL.....2.0 vs. Virginia Tech (9/6/14)
Sacks.....1.0 vs. Clemson (1/3/14)
Interceptions.....1 vs. Kent State (9/13/14)

23 • TYVIS POWELL

Tackles.....13 vs. Navy (8/30/14)
Solo tackles.....8 vs. Navy (8/30/14)
Interceptions.....1 (2x) last vs. Kent State (9/13/14)

26 • ARMANI REEVES

Tackles.....6 vs. Iowa (10/19/13)
Solo tackles.....4 vs. San Diego State (9/7/13)
Pass BrUp.....3 vs. Buffalo (8/31/13)
Interceptions.....1 vs. San Diego State (9/7/13)

90 • TOMMY SCHUTT

Tackles.....3 vs. Miami, Ohio (9/1/12)
Solo tackles.....2 vs. Miami, Ohio (9/1/12)

8 • NOAH SPENCE

Tackles.....6 (2x) last at California (9/14/13)
Solo tackles.....4 at Indiana (10/13/12)
Sacks.....2.0 vs. Penn State (10/26/13)
TFL.....3.0 vs. Penn State (10/26/13)

20 • RON TANNER

Tackles.....4 at Illinois (11/16/13)
Solo tackles.....2 (several times) last vs. Navy (8/30/14)
Interceptions.....1 vs. Buffalo (8/31/13)

92 • ADOLPHUS WASHINGTON

Tackles.....6 vs. Navy (8/30/14)
Solo tackles.....4 vs. Navy (8/30/14)
Sacks.....1.0 (several) last vs. Navy (8/30/14)
TFL.....2.0 vs. Navy (8/30/14)

35 • CHRIS WORLEY

Tackles.....5 vs. Navy (8/30/14)
Solo tackles.....4 vs. Navy (8/30/14)

95 • CAMERON JOHNSTON

Most Punts.....6 (3x) last vs. Virginia Tech (9/6/14)
Longest Punt.....71 at Illinois (11/16/13)
Inside the 20.....6 vs. Wisconsin (9/28/13)

96 • SEAN NUERNBERGER

Most FG.....2 (2x) last vs. Cincinnati (9/27/14)
Most FG attempts.....2 (2x) last vs. Cincinnati (9/27/14)
Longest FG.....46 vs. Navy (8/30/14)

THE LAST TIME IT HAPPENED ...

TEAM

Scored 80 points83, vs. Iowa, 10-28-50
Scored 70 points76, vs. Florida A&M, 9-21-13
Scored 60 points60, at Illinois, 11-16-13
Scored 50 points in a half55, vs. Florida A&M, 9-21-13
Scored 5 TDs in a Quartervs. Florida A&M, 9-21-13
Both teams combined for 100 points101 (OSU 52, Indiana 49), 10-13-12
Both teams combined for 60 points in a 1st half63 (Ohio State 56, Iowa 7), 1995
Both teams combined for 60 points in a 2nd half63 (Ohio State 28, Indiana 35), 10-13-12
4 Straight 40-point gamesPenn State (63), at Purdue (56), at Illinois (60), Indiana (42), 2013
Rushed for 500+ yards517, Illinois, 11-2-74, at Illinois, 10-13-62
Rushed for 400-499 yards441, at Illinois, 11-16-13
Passed for 400+ yards459, at Penn State, 10-11-97
Passed for 300-399 yards330, vs. Cincinnati, 9-27-14
Passed for 6 TDsvs. Kent State (J.T. Barrett), 9-13-14
Completed passes to 11 different receiversvs. Kent State (J.T. Barrett), 9-13-14
Rushed/Passed for 300+ yardsR-380, P-330, vs. Cincinnati, 9-27-14
Had 700+ yards in total offense710 (R-380, P-330), vs. Cincinnati, 9-27-14
Had 400+ yards in a half414, vs. Penn State, 10-26-13
Scored on first offensive playat Penn State, 10-27-00, M. Jenkins, 66-yard TD pass from S. Bellisari
Opponent scored on first offensive playvs. Purdue, 10-20-12, A. Shavers 83 yd pass from C. TerBush
Won game on final offensive playvs. Marshall, 9-11-04 (Mike Nugent, FG 55, 0:00)
Recorded a safetyvs. Cincinnati, 9-27-14
Recorded two safeties in a gamevs. Purdue, 11-10-01
Scored 2-point conversionJ. Hall pass from K. Guiton vs. Buffalo, 8-31-13
Scored two 2-point conversionsJ. Hall (pass) and K. Guiton (rush) vs. Buffalo, 8-31-13
Forced 5 turnoversvs. Ohio (3 INT/2 FUM), 9-18-10
Committed zero (0) turnoversat Illinois, 11-16-13
Recorded a defensive TDDarron Lee (fumble return, 61 yds) vs. Navy, 8-30-14
Recorded two defensive TDsPenn State (2 INT), 11-13-10 D. Torrence (34 yds), T. Howard (30 yds)
Recorded four defensive TDsvs. Fresno State (2 FMB/2 INT rets.), 9-2-00
Intercepted 3 passesvs. Nebraska, 10-6-12
Intercepted 4 passesvs. Miami, 9-11-10
Zero Punts in a gamevs. Iowa, 10-19-13
Zero Sacks allowed in a gamevs. Kent State, 9-13-14
Zero Sacks Allowed (back-to-back games)2013 at California, vs. Florida A&M
Recorded a Shutout(66-0) vs. Kent State, 9-13-14
Held opponent to 1-10 yards rushingat Purdue, 10-6-07 (17 att./4 yds)
Held opponent to 0 yds. rushingvs. Northwestern, 9-22-07 (33 att./0 yds)
Held opponent to negative rush ydsvs. Miami (OH), 9-1-12 (20 att./-1 yds)
Recorded more points than playsvs. Nebraska (63 pts./62 plays), 10-6-12
Scored on 10 consecutive possessionsvs. Florida A&M, 9-21-13
Came back from 10 points down to win(23-13 3rd Qtr) at Northwestern, 10-5-13
Came back from 10-13 points down to win(14-3 half) vs. Penn State, 11-13-10
Came back from 14 points down to win(17-3 2nd Qtr) vs. Cincinnati, 9-25-99
Lost a 21-point leadat Nebraska, 10-8-11 (led 27-6)
Completed 1 pass in a gameat Illinois (1 of 4), 10-15-11
Opponent recorded a safetyvs. Purdue, 10-20-12
Opponent blocked a puntat Penn State, 10-27-12
Opponent blocked a punt for a TDat Penn State, 10-27-12
Opponent returned kickoff for a TDvs. Purdue, 10-20-12
Opponent returned a punt for a TDat Illinois, 11-16-13
Opponent intercepted 3 passesvs. Virginia Tech, 9-6-14
Opponent blocked a PATat Purdue, 11-12-11
Opponent blocked FGvs. Akron, 9-3-11
Opponent scored 2-point conversionat Illinois, 11-16-13
Opponent recovered an onside kickat Indiana, 10-13-12

INDIVIDUAL

Rushed for 300+ yardsEddie George (314 yards, 36 attempts), Illinois, 11-11-95
Rushed for 200-299 ydsCarlos Hyde (226 yards, 27 attempts) at Michigan, 11-30-13
Rushed for 100 yards in a halfEzekiel Elliot (104 yards, second), vs. Cincinnati, 9-27-14
Rushed for 5 TDsKeith Byars, Illinois, 11-2-84
Rushed for 4 TDsCarlos Hyde at Illinois, 11-16-13
Quarterback rushed for 3 TDsBraxton Miller at Michigan, 11-30-13
Two players rushed for 100 yardsCarlos Hyde (118) & Braxton Miller (142), vs. Michigan St., 12-7-13
Two players rushed for 400 yardsCarlos Hyde (246) & Braxton Miller (184), at Illinois, 11-16-13
Two 100-yard rushers and one 100-yard receiverat Indiana, 10-13-12
.....C. Hyde (156 rush), B. Miller (149 rush), D. Smith (106 receiving)	
Three players rushed for 100 yardsvs. Indiana, 11-5-11
(Dan Herron 141, 14 att; Braxton Miller 105, 14 att; Carlos Hyde 105, 15 att)	
Four players rushed for TDsvs. San Diego State, 9-7-13
(Kenny Guiton, Jordan Hall, Dontre Wilson, Rod Smith)	
Five players caught a TDvs. Kent State, 9-13-14 (Thomas, Smith, D., Marshall, Smith, R., Baugh)
100+ yards rushing, 200+ passingBraxton Miller (102 rush, 222 pass) vs. Iowa, 10-19-13

400+ yards total offenseJ.T. Barrett 409 (79 rush, 330 pass) vs. Cincinnati, 9-27-14
Scored TDs rushing, receiving, returnTed Ginn (1 Rush, 1 PR, 1 Rec.) vs. MSU, 11-6-04
Passed for 400-499 yardsArt Schlitcher (458) Florida State, 10-3-81
Passed for 300-399 yardsJ.T. Barrett (330) vs. Cincinnati, 9-27-14
Passed for 6 TDsJ.T. Barrett, vs. Kent State, 9-13-14
Passed for 6 TDs in one halfKenny Guiton (1st), vs. Florida A&M, 9-21-13
Accounted for 6 TDsJ.T. Barrett, vs. Kent State, 9-13-14
Had 50+ pass attemptsArt Schlitcher (52) Florida State, 10-3-81
Had 40-49 pass attemptsTroy Smith (41) vs. Michigan, 11-18-06
Had 30-39 pass completionsJoe Germaine (31) at Indiana, 10-31-98
Wide receiver threw a TD passDeVier Posey vs. New Mexico State, 10-31-09
Running back threw a TD passJordan Hall vs. Eastern Michigan, 9-25-10
Had 10+ receptionsCorey Brown (12) at Michigan State, 9-29-12
Had 100-199 yards receivingCorey Brown (113), vs. Clemson, 1-3-14
Had 200-299 yards receivingAntonio Holmes (224), vs. Marshall, 9-11-04
Had 4 TD receptionsDane Sanzenbacher, vs. Eastern Michigan, 9-25-10
Tight end had 100-199 yards receivingJeff Heuerman (116), at Purdue, 11-2-13
Two tight ends caught TD passesHeuerman, Vannett at Purdue, 11-2-13
True Freshman scored on 1st catchDeVier Posey, Youngstown St., 8-30-08
True Freshman scored in 1st gameDevin Smith, Akron, 9-3-11
Intercepted 3 passesDamon Moore, at Iowa, 10-26-96
Intercepted 2 passesBradley Roby, vs. Nebraska, 10-6-12
Intercepted pass in 4 consecutive gamesJames Laurinaitis (LB) vs. Texas, UC, PSU, Iowa, 2006
Returned KO for TDJordan Hall (85) vs. Michigan 11-27-10
Returned KO 100-yards for TDTed Ginn, at Minnesota, 10-29-05
Returned punt for TDCorey Brown (68), at Wisconsin, 11-17-12
Ret. punt for TD/consec. gms ... 2004, Ted Ginn (57 yds. vs. PSU, 10-30; 60 yds. at Michigan State, 11-6)	
Ret. 4 punts for TDs/same season by individual2004, Ted Ginn (65 vs. Wisconsin, 67 vs. Penn State, 60 at Michigan State, 82 vs. Michigan)
Returned 2 punts for TDs/same gameMichael Jenkins (54), Donte Whitner (0) vs. Iowa, 10-18-03
Returned 2 punts for TDs/same game by ind.Garcia Lane (63, 71) vs. Purdue, 10-8-83
Returned INT for TDBradley Roby (63), at Illinois, 11-16-13
Returned fumble for TDDarron Lee (61 yds) vs. Navy, 8-30-14
Returned 2 fumbles for TDThaddeus Gibson (69), Jermale Hines (48) at Mich St, 10-18-08
Recovered fumble for TDDane Sanzenbacher vs. Arkansas, 1-4-11
Scored Defensive PATBrian Rolle (99 int) vs. Navy, 9-5-09
Allowed Defensive PATKevin Mitchell, Illinois, 11-5-05
Blocked a field goalDevon Torrence, vs. Miami FL, 9-11-10
Blocked a PATJohnathan Hankins, vs. Purdue, 10-20-12
Blocked 2 FGs in single gameNate Salley, Ashton Youboty vs. Michigan St., 10-15-05
Blocked FG return for TDAshton Youboty (72) vs. Michigan St., 10-15-05
Blocked a puntJeff Greene vs. Kent State, 9-13-14
Returned/Recovered a blocked punt for TDBradley Roby (0 yds) at Northwestern, 10-5-13
Recorded 20-tackle gameRyan Shazier vs. Indiana, 11-23-13
Recorded 5.0 TFLRyan Shazier vs. Indiana, 11-23-13
Recorded 4.0 SacksJohn Simon at Wisconsin, 11-17-12
Recorded 5 pass breakupsRyan Shazier at Indiana, 10-13-12
Forced 2 fumbles, gameAnderson Russell vs. Minnesota, 9-27-08
Kicked 5+ field goals(5) Devin Barclay vs. Miami FL, 9-11-10
Kicked 4 field goalsDrew Basil vs. Michigan, 11-24-12
Kicked 3 40+ FGs in 1 GmMike Nugent (50, 46, 47) at N.C. State, 9-18-04
Kicked 50+ FGDrew Basil (52) vs. Michigan, 11-24-12
Team Kicked 2 50+ FGs in 1 GmRyan Pretorius (50), Aaron Pretrey (54) vs. YSU, 8-30-08
Indv. Kicked back-to-back 50 FGsM. Nugent (55 vs. Marshall 9-11-04, 50 vs. NC State 9-18-04)
Kicked 80+ puntKarl Edwards (87), at Illinois, 10-15-83
Kicked 70-79 puntCameron Johnston (71), at Illinois, 11-16-13
Played Off./Def. in same gameZach Boren (FB/LB), at Indiana, 10-13-12
Started Off./Def. in same gameChris Gamble (WR/CB), vs. Purdue, 11-15-03
Opponent blocked FG return for TDMar Shakoor (52), vs. Marshall 9-2-10
Opponent rushed for 100 yardsWilliams-Jenkins (118), vs. Navy, 8-30-14
Opponent had two players rush for 100 yardsat Michigan, 11-26-11
Robinson, D. (170 yards, 26 attempts), Toussaint, F. (120 yards, 20 carries)	
Opponent rushed for 200 yardsEric McCoo (211 yards, 22 att) at Penn State, 10-16-99
Opponent rushed for 300 yardsTim Biakabutuka (313 yards, 37 att) at Michigan, 11-25-95
Opponent passed for 400 yardsDevin Gardner (451 yards, 45 att) at Michigan, 11-30-13
Opponent recorded 200 yards receivingChris Moore (221 yards, 3TDs) vs. Cincinnati, 9-27-14
Opponent returned KO for TDAndre Debose (99), Florida, 1-2-12
Opponent returned opening KO for TDDavid Gilreath (97), Wisconsin 10-16-10
Opponent returned Punt and KO for TD in same gameMiami FL, 9-11-10
(Lamar Miller, 88 KO return; Travis Benjamin 79 punt return)	
Opponent returned Punt for TDV. Bentley, at Illinois (67 yards), 11-16-13
Opponent returned Blocked Punt for TDNick Adams, UAB (20 yds), 9-22-12
Opponent recovered Blocked Punt for TDM. Yancich, at Penn State 10-27-12
Opponent returned INT for TDRay Mauluga (48), at USC, 9-13-08



GAME 1 RECAP: NAVY

No. 5/6 Ohio State opens with 34-17 win over Navy

Barrett passes for 226 yards and two TDs in his first collegiate game

BALTIMORE -- Redshirt freshman J.T. Barrett threw for 226 yards and two touchdowns in his college debut, and No. 5 Ohio State beat Navy 34-17 Saturday for its 25th consecutive regular-season victory.

Elevated into a starting role after senior Braxton Miller injured his right shoulder on Aug. 18, Barrett went 12 for 15 - including an 80-yard TD pass to Devin Smith that put the Buckeyes up 20-14 with 4:10 left in the third quarter.

Ohio State (1-0) won despite allowing Navy (0-1) to gain 370 yards on the ground, including 118 by Ryan Williams-Jenkins.

Barrett became the second freshman since 1950 to start a season opener at quarterback for Ohio State. He ran nine times for 50 yards, did not throw downfield often and relied heavily on a ground game that finally wore down the Midshipmen in the fourth quarter.

After Navy closed to 20-17 with 13:54 remaining, the Buckeyes launched a 10-play drive that featured just one pass. Ezekiel Elliott converted a fourth-and-1 from the Navy 45 and Barrett threw a 19-yard completion before Elliott ran in from the 10.

Barrett's 9-yard touchdown pass to Mike Thomas made it 34-17 with 2:09 left.

Navy held a 7-6 lead and was driving on the opening series of the second half when Joey Bosa hit Keenan Reynolds as the quarterback was tossing a pitch to Demond Brown. The ball went awry, and Darron Lee took it 61 yards the other way for a touchdown.

The Midshipmen responded immediately.

Williams-Jenkins ran 67 yards to the Ohio State 17, and Reynolds scored from the 1 to put Navy up 14-13. That gave Reynolds a touchdown in nine straight games, tying the school record.

Ohio State then turned the ball over on downs, when Elliott was stuck for a 2-yard loss on fourth down from the Navy 45.

But the momentum turned when Smith got behind the Navy defense on the right side, broke a tackle and scored on the longest touchdown against the Midshipmen since an 87-yarder by Tulane in November 2004.

Navy drove to the Ohio State 18 on the final possession of the first half before Nick Sloan missed a 36-yard field goal, keeping the Buckeyes' deficit at 7-6.

Throwing mostly short, safe passes, Barrett went 8 for 11 for 96 yards and an interception before halftime.

Barrett's first play at Ohio State was a pass completion for 14 yards. Although he appeared comfortable in the no-huddle offense, the Buckeyes quickly punted.

Ohio State's next possession began with four straight runs, followed by a sack. A shovel pass on a third-and-21 gained 16 yards to set up a 46-yard field goal by freshman Sean Nuernberger.



Redshirt freshman linebacker **Darron Lee** returned a fumble 61 yards for Ohio State's first score.

Navy answered with an 11-play drive, 10 of them runs, capped by a 1-yard touchdown sweep by DeBrandon Sanders.

Midway through the second quarter, Barrett went 4 for 4 for 54 yards to bring the Buckeyes to the Navy 8. But he hurried a first-down pass and was intercepted by Parrish Gaines.

Barrett's inexperience showed again on the next series, when Ohio State had to settle for a field goal. On a third-and-2 from the Navy 4, Barrett rolled right and pitched too late to Elliott, who was smothered for a 7-yard loss.

STAT INFO

NO. 5/6 OHIO STATE	34
NAVY	17
Aug. 30, 2014 at M&T Bank Stadium (57,579)	

	1	2	3	4	F
Ohio State	3	3	14	14	34
Navy	0	7	7	3	17

SCORING SUMMARY:

FIRST QUARTER

04:26 OSU Nuernberger 46 yd FG

SECOND QUARTER

14:04 NAVY Sanders 1 yd run (Sloan kick)

02:04 OSU Nuernberger 28 yd FG

THIRD QUARTER

13:08 OSU Lee 61 yd fumble return
(Nuernberger kick)

11:15 NAVY Reynolds 1 yd run (Sloan kick)

04:10 OSU Smith, D. 80 yd pass from Barrett
(Nuernberger kick)

FOURTH QUARTER

13:54 NAVY Sloan 32 yd FG

08:54 OSU Elliott 10 yd run
(Nuernberger kick)

02:09 OSU Thomas 9 yd pass from Barrett
(Nuernberger kick)

TEAM STATISTICS

	OSU	NAVY
FIRST DOWNS	19	22
RUSHES-YARDS (NET)	40-194	63-370
PASSING YDS (NET)	226	20
Passes Att-Comp-Int	15-12-1	4-2-0
TOTAL OFFENSE PLAYS-YARDS	55-420	67-390
Fumble Returns-Yards	1-61	0-0
Punt Returns-Yards	3-24	0-0
Kickoff Returns-Yards	2-53	4-64
Interception Returns-Yards	0-0	1-0
Punts (Number-Avg)	2-55.5	5-45.6
Fumbles-Lost	0-0	2-1
Penalties-Yards	2-20	3-20
Possession Time	27:34	32:26
Third-Down Conversions	2 of 8	4 of 12
Fourth-Down Conversions	1 of 2	1 of 1
Red-Zone Scores-Chances	3-4	3-4
Sacks By: Number-Yards	2-16	1-9

INDIVIDUAL STATISTICS

RUSHING: Ohio State-Barrett 9-50; Samuel 7-45; Elliott 12-44; Wilson 6-43; Marshall 3-7; Smith, R. 2-6.
Navy-Williams 7-118; Whiteside 5-44; Reynolds 23-42; Brown 4-41; Swain 3-35; Sanders 6-30; Copeland 7-22; Gully 2-17; Ezell 3-17; Singleton 1-2; Cass 2-2.

PASSING: Ohio State-Barrett 12-15-1-226.
Navy-Reynolds 2-4-0-20.

RECEIVING: Ohio State-Thomas 3-39; Smith 2-94; Wilson 2-46; Spencer 2-24; Marshall 2-19; Samuel 1-4.
Navy-Colon 1-17; Whiteside 1-3.

INTERCEPTIONS: Ohio State-None. Navy-Gaines 1-0.

GAME 2 RECAP: VIRGINIA TECH

No. 7/8 Ohio State falls to Virginia Tech, 35-21

Buckeyes suffer first home-opening loss since 1978

COLUMBUS, Ohio -- Ohio State rallied from a 14-point deficit to tie the game in the fourth quarter, but ultimately were unable to pull out the come-from-behind win as Virginia Tech came away with the 35-21 win at Ohio Stadium -- snapping Ohio State's 35-game home-opener win streak.

VT's Michael Brewer passed for two touchdowns and Virginia Tech's defense stood tough at the end. Keyshoen Jarrett had two interceptions and Donovan Riley returned another 63 yards for a TD in the final minute before a record crowd of 107,517 at enlarged Ohio Stadium.

Brewer led the Hokies (2-0) to a 21-7 lead at the half. After his fumble led to the Buckeyes (1-1) pulling even on Ezekiel Elliott's 15-yard run early in the fourth quarter, he led a 65-yard drive capped by a 10-yard scoring pass to Bucky Hodges with 8:44 left.

Ohio State's J.T. Barrett was 9-of-29 for 219 yards and a touchdown with three interceptions. He led all rushers with 70 yards on 24 carries.

It was Ohio State's third loss in its last four games after a school-record 24-game winning streak.

"It's not the last game of the season," Ohio State tight end Jeff Heuerman said. "There's a long way to go to finish out. Coach Meyer's message after the game is there's a lot to accomplish but we have to accomplish it at 11-1."

Ohio State drew within a touchdown when Barrett tossed a short pass in the right flat to Michael Thomas, who spun and raced untouched the rest of the way for a 53-yard TD that left the Hokies up 21-14.

Then Brewer, who had stared down Ohio State's vaunted front all night, got hit from behind on a scramble by end Joey Bosa and fumbled, with Rashad Frazier recovering at the Virginia Tech 15. Two plays later, Elliott took an option pitch around right end and broke three tackles, tying it at 21 with 11:40 left in the fourth quarter.

Virginia Tech took over at its own 35 after an Ohio State kickoff went out of bounds.

Deon Newsome went 22 yards on an end around and Rogers gained 17 more on a reverse on which he faked a pass and then picked his way downfield.

On second and goal from the 10, Brewer fired a low, hard pass to the outside for Hodges to put Virginia Tech up 28-21.

Riley put the icing on the win when he stepped in front of a Barrett pass and raced down the right sideline - and in front of the Ohio State bench - for the 63-yard score with 46 seconds left.



Sophomore RB **Ezekiel Elliott** runs for a 15-yard TD run in the fourth quarter, tying the game at 21.

STAT INFO

VIRGINIA TECH	35
NO. 7/8 OHIO STATE	21
Sept. 6, 2014 at Ohio Stadium (107,517)	

SCORING	1	2	3	4	F
Virginia Tech	14	7	0	14	35
Ohio State	7	0	7	7	21

SCORING SUMMARY:

FIRST QUARTER

07:05	VT	McKenzie 2 yd run (Slye kick)
03:51	OSU	Barrett 2 yd run (Nuernberger kick)
00:19	VT	Williams 14 yd run (Slye kick)

SECOND QUARTER

00:52	VT	Rogers 10 pass from Brewer (Slye kick)
-------	----	--

THIRD QUARTER

03:01	OSU	Thomas 53 yd pass from Barrett (Nuernberger kick)
-------	-----	---

FOURTH QUARTER

11:40	OSU	Elliott 15 yd run (Nuernberger kick)
08:44	VT	Hodges 10 yd pass from Brewer (Slye, J kick)
00:46	VT	Riley 63 yd INT return (Slye, J kick)

TEAM STATISTICS

	VT	OSU
FIRST DOWNS	21	19
RUSHES-YARDS (NET)	40-121	40-108
PASSING YDS (NET)	199	219
Passes Att-Comp-Int	36-23-2	29-9-3
TOTAL OFFENSE PLAYS-YARDS	76-320	69-327
Fumble Returns-Yards	0-0	0-0
Punt Returns-Yards	3-32	3-24
Kickoff Returns-Yards	3-63	6-106
Interception Returns-Yards	3-98	2-0
Punts (Number-Avg)	6-44.7	6-39.7
Fumbles-Lost	1-1	1-0
Penalties-Yards	10-103	7-62
Possession Time	33:30	26:30
Third-Down Conversions	9 of 17	4 of 16
Fourth-Down Conversions	0 of 0	1 of 1
Red-Zone Scores-Chances	4-4	2-3
Sacks By: Number-Yards	7-54	2-24

INDIVIDUAL STATISTICS

RUSHING: VT-Newsome, D 4-38; Rogers, S 1-17; Brewer, M 10-16; Williams, M 11-16; Coleman, JC 3-16; Hodges, B 2-8; McKenzie, S 7-7; Stanford, J 1-6; Ford, I 1-minus 3. Ohio State-Barrett, J.T. 24-70; Elliott, Ezekiel 8-32; Samuel, Curtis 5-26; Wilson, Dontre 2-minus 5.

PASSING: Virginia Tech-Brewer, M 23-36-2-199. Ohio State-Barrett, J.T. 9-29-3-219.

RECEIVING: Virginia Tech-Malleck, R 6-64; Byrn, W 5-51; Rogers, S 5-23; Ford, I 2-26; Hodges, B 2-21; Stanford, J 2-14; Coleman, JC 1-0. Ohio State-Thomas, Michael 6-98; Smith, Devin 1-58; Wilson, Dontre 1-40; Smith, Corey 1-23.

INTERCEPTIONS: Virginia Tech-Jarrett, K 2-35; Riley, D 1-63. Ohio State-Bell, Vonn 1-0; Apple, Eli 1-0.

GAME 3 RECAP: KENT STATE

No. 18/22 Ohio State shuts out Kent State, 66-0

Barrett ties a school record with six TD passes

COLUMBUS, Ohio -- J.T. Barrett matched a school record with six touchdown passes - five in the first half - to lead the 22nd-ranked Buckeyes to a 66-0 victory over Kent State on Saturday.

The win was the 39th in a row over an in-state opponent for the Buckeyes (2-1), who haven't lost since a 7-6 setback to Oberlin in 1921.

Curtis Samuel ran for two touchdowns and Smith ran for one and also caught a TD pass for the Buckeyes, who totaled 628 yards of offense while limiting Kent State to 126.

It was the third meeting between the teams, with Ohio State winning by an average score of 55-7.

A redshirt freshman who took over when three-year starting quarterback Braxton Miller was lost for the year with a shoulder injury, Barrett finished 23 of 30 for 312 yards with an interception. He became the first Ohio State quarterback to throw for more than 300 yards since Heisman Trophy winner Troy Smith did against Michigan in 2006.

The Golden Flashes hadn't given up 60 points in a game since a 63-21 loss to Connecticut in 2002. The game represented Kent State's most lopsided loss since a 56-0 defeat at Miami (Ohio) in 1998.

The Buckeyes scored early and often against the overmatched Flashes, who came in as 32-point underdogs.

A week after permitting Barrett to be sacked seven times, Ohio State's line had no difficulty protecting him - not allowing a sack - and opening huge holes for rushers.

The first series of the second half provided one of the best highlights - the football version of a fire drill. Anthony Melchiori's punt was blocked by Ohio State's Jeff Greene, with teammate Ron Tanner picking up the loose ball and running. But he was caught from behind by Matthew Somers, who stripped the ball, which was recovered by Kent State's Steve Nagy. Six players touched the ball before the ball ended up at the Golden Flashes 2, a loss of 32 yards.

Moments later, the Buckeyes forced a punt and then scored on Barrett's shovel pass to Jalin Marshall for three yards for a 52-0 lead. His sixth TD pass tied Kenny Guiton's mark set a year ago against Florida A&M.

Colin Reardon completed 14 of 27 passes for 76 yards with three interceptions for Kent State, with Nathan Strock 1 of 7 for 3 yards.

The first half took almost two hours - with most of that time spent celebrating Buckeyes touchdowns. Barrett, who came in with three passing TDs in the first two games, completed 21 of 28 passes for 297 yards. The scoring passes covered 14 and 63 yards to Michael Thomas, 8 yards to Rod Smith, 2 yards to Marcus Baugh and 50 yards to Devin Smith. Smith also ran for a 1-yard score.

The Golden Flashes, now 1-25 against ranked opponents, mustered just 109 yards in the opening half, with Reardon and Strock combining to com-



Redshirt freshman QB **J.T. Barrett** tied a school record with six TD passes vs. Kent State.

plete 10 of 22 passes with a pair of interceptions. They ran just two plays in Ohio State territory - by that time they were down 31-0 in the second quarter - before a false-start penalty and a Darron Lee sack cost them 12 yards and led to yet another punt.

STAT INFO

KENT STATE	0
NO. 18/22 OHIO STATE	66
Sept. 13, 2014 at Ohio Stadium (104,404)	

	1	2	3	4	F
Kent State	0	0	0	0	0
Ohio State	21	24	14	7	66

SCORING SUMMARY:

FIRST QUARTER

13:16	OSU	Thomas 14 yd pass from Barrett (Nuernberger kick)
09:30	OSU	Smith, R. 8 yd pass from Barrett (Nuernberger kick)
01:49	OSU	Smith, R. 1 yd run (Nuernberger kick)

SECOND QUARTER

14:16	OSU	Nuernberger 41 yd field goal
12:43	OSU	Thomas 63 yd pass from Barrett (Nuernberger kick)
04:34	OSU	Baugh 2 yd pass from Barrett (Nuernberger kick)
01:38	OSU	Smith, D. 50 yd pass from Barrett (Nuernberger kick)

THIRD QUARTER

09:20	OSU	Marshall 3 yd pass from Barrett (Nuernberger, Sean kick)
05:08	OSU	Samuel 3 yd run (Nuernberger kick)

FOURTH QUARTER

12:38	OSU	Samuel 1 yd run (Nuernberger kick)
-------	-----	------------------------------------

TEAM STATISTICS

	KSU	OSU
FIRST DOWNS	10	33
RUSHES-YARDS (NET)	23-47	53-284
PASSING YDS (NET)	79	344
Passes Att-Comp-Int	34-15-3	34-25-1
TOTAL OFFENSE PLAYS-YARDS	57-126	87-628
Fumble Returns-Yards	0-0	0-0
Punt Returns-Yards	0-0	7-142
Kickoff Returns-Yards	9-169	1-38
Interception Returns-Yards	1-0	3-5
Punts (Number-Avg)	11-43.5	1-28.0
Fumbles-Lost	0-0	4-2
Penalties-Yards	8-62	6-63
Possession Time	27:13	32:47
Third-Down Conversions	2 of 14	8 of 12
Fourth-Down Conversions	0 of 0	1 of 2
Red-Zone Scores-Chances	0-0	8-9
Sacks By: Number-Yards	0-0	4-23

INDIVIDUAL STATISTICS

RUSHING: KSU-Holley 6-34; Meray 6-13; Hibbler 3-5; Reardon 5-2; Strock, 3-minus 7. OSU-Samuel 15-100; Elliott 7-65; Ball 10-41; Jones 4-37; Dixon 4-20; Dunn 2-9; Barrett 8-6; Smith, R. ; Johnson, J. 1-2.
 PASSING: KSU-Reardon 14-27-3-76; Strock 1-7-0-3. Ohio State-Barrett 23-30-1-312; Jones 2-4-0-32.
 RECEIVING: KSU-Holley 6-37; Pierce 3-22; Boyle 3-5; Calhoun 1-9; Meray, 1-3; Woods 1-3. OSU-Elliott, Ezekiel 4-52; Vannett 4-40; Samuel 4-40; Thomas 2-77; Smith, D. 2-59; Smith, C. 2-22; Wilson 2-22; Marshall 2-10; Spencer 1-12; Smith, R. 1-8; Baugh 1-2.
 INTERCEPTIONS: KSU-DELLINGER 1-0. OSU-Smith, E. 1-5; Perry, 1-0; Powell 1-0.

GAME 4 RECAP: CINCINNATI

Barrett, Elliott Lead #20 Buckeyes Past Cincinnati, 50-28

QB accounts for more than 400 yards of total offense

COLUMBUS, Ohio -- J.T. Barrett passed for 330 yards and four touchdowns and Ezekiel Elliott ran for 182 yards and a score to lead No. 22 Ohio State past Gunner Kiel and Cincinnati 50-28 on Saturday night.

Kiel completed 21 of 32 passes for 352 yards and four scores for the Bearcats (2-1) in a game of wild momentum swings before a stadium-record crowd of 108,362.

The Buckeyes (3-1), who won their 40th consecutive game over an in-state opponent, totaled 710 yards. But their defense couldn't stop the Bearcats, who had wide-out Chris Moore catch three passes for 221 yards and three TDs.

Not until Barrett hit Devin Smith with a 29-yard scoring pass early in the fourth quarter was it clear the Buckeyes would survive. The score made it 50-28.

A freshman who took over after two-time Big Ten offensive player of the year Braxton Miller was lost for the season after shoulder surgery, Barrett hit on 26 of 36 passes and also ran for 79 yards on 14 carries.

It was the first time Ohio State had topped 700 yards in offense since totaling 715 against Utah on Aug. 27, 1986.

The Buckeyes picked up field goals of 25 and 42 yards by Sean Nuernberger on the first two touches of the second half.

Down 36-28, Cincinnati had a chance to pull even on its next possession but Johnny Holton was called for offensive pass interference. The Bearcats were forced to punt, and that proved to be the last opportunity for the visitors to catch up.

With Elliott and Rod Smith doing most of the damage on the ground, the Buckeyes came right back to cover 62 yards in six plays to push the lead to 43-28 before Barrett's final TD pass put it out of reach.

The Buckeyes led 30-21 at the half, but neither coach Urban Meyer nor Cincinnati's Tommy Tuberville could have been happy in the locker room. Coming in, Tuberville was 2-0 against Meyer when both were bumping heads in the SEC, Tuberville at Auburn and Meyer at Florida.

The Bearcats scored stunning TDs on their first and last possessions of the half. The first covered 60 yards from Kiel to Moore on the fourth play from scrimmage and the last was an 83-yard bomb that Kiel lofted to Moore, who was running clear on a post pattern.

In between, Ohio State dominated. The Buckeyes scored on their first four possessions - 3-yard runs by Rod Smith and Elliott and 19-yard completions by Barrett to Devin Smith and Evan Spencer - and also notched two points when Joey Bosa sacked and stripped Kiel, resulting in a safety.

But with the Buckeyes leading 30-7 and at the Cincinnati 38 midway through the second quarter, Jeff Luc knocked the ball loose from Ohio State's



QB **J.T. Barrett** passed for 330 yards and four TDs and rushed for another 79 for 409 yards of total offense in the win over UC.

Curtis Samuel and Leviticus Payne recovered for the Bearcats. Kiel, who sat out a series in favor of Jarred Evans, then led a six-play, 58-yard march capped by a 19-yard TD pass to Holton.

Cincinnati had trouble stopping the Buckeyes all half but was able to force a punt and Kiel then tossed the long pass for Moore's second TD.

It could have been even closer. On the series Evans was in, he rolled right and just as he was being hit lofted a 45-yard scoring pass to Moore. But it was brought back due to an ineligible receiver downfield. Moments later, the Bearcats were forced to punt.

STAT INFO

CINCINNATI	28
NO. 20/22 OHIO STATE	50
Sept. 27, 2014 at Ohio Stadium (108,362) <i>Ohio State record</i>	

SCORING	1	2	3	4	F
Cincinnati	7	14	7	0	28
Ohio State	23	7	13	7	50

SCORING SUMMARY:

FIRST QUARTER

13:36	CIN	Moore 60 yd pass from Kiel (Gantz kick)
11:24	OSU	Smith, R. 3 yd run (Nuernberger kick)
04:32	OSU	Elliott 3 yd run (Nuernberger kick)
04:24	OSU	TEAM safety
01:08	OSU	Smith, D. 19 yd pass from Barrett (Nuernberger kick)

SECOND QUARTER

12:34	OSU	Spencer 19 yd pass from Barrett (Nuernberger kick)
05:23	CIN	Holton 19 yd pass from Kiel (Gantz kick)
00:26	CIN	Moore 83 yd pass from Kiel (Gantz kick)

THIRD QUARTER

10:03	OSU	Nuernberger 25 yd field goal
09:20	CIN	Moore 78 yd pass from Kiel (Gantz kick)
05:59	OSU	Nuernberger 42 yd field goal
01:18	OSU	Wilson 24 yd pass from Barrett (Nuernberger kick)

FOURTH QUARTER

10:26	OSU	Smith, D. 34 yd pass from Barrett (Nuernberger kick)
-------	-----	--

TEAM STATISTICS

	CIN	OSU
FIRST DOWNS	15	45
RUSHES-YARDS (NET)	19-70	65-380
PASSING YDS (NET)	352	330
Passes Att-Comp-Int	33-21-0	36-26-0
TOTAL OFFENSE PLAYS-YARDS	52-422	101-710
Fumble Returns-Yards	0-0	0-0
Punt Returns-Yards	0-0	1-2
Kickoff Returns-Yards	5-83	1-18
Interception Returns-Yards	0-0	0-0
Punts (Number-Avg)	7-37.1	1-42.0
Fumbles-Lost	2-0	1-1
Penalties-Yards	6-40	7-40
Possession Time	18:04	41:56
Third-Down Conversions	4 of 11	9 of 14
Fourth-Down Conversions	0 of 0	1 of 2
Red-Zone Scores-Chances	1-1	5-5
Sacks By: Number-Yards	1-4	1-8

INDIVIDUAL STATISTICS

RUSHING: Cincinnati-Green 6-31; Williams 5-21; Evans 3-17; Moore 1-2; Kiel 4-minus 1. Ohio State-Elliott 28-182; Barrett 14-79; Smith, R. 11-61; Samuel 5-21; Wilson 1-21; Marshall 3-20; Jones 1-10; Dunn 1-6.
 PASSING: Cincinnati-Kiel, Gunner 21-32-0-352; Evans, Jarred 0-1-0-0. Ohio State-Barrett, J.T. 26-36-0-330.
 RECEIVING: Cincinnati-Washington 4-27; Moore 3-221; Holton 3-34; Morrison 3-27; Chisum 3-19; Cole 2-6; McKay 1-11; Dowdy 1-4; Williams 1-3. Ohio State-Wilson, Dontre 6-71; Elliott, Ezekiel 5-51; Smith, Devin 4-67; Heurman, Jeff 3-38; Thomas, Michael 2-33; Vannett, Nick 2-25; Spencer, Evan 1-19; Smith, Corey 1-17; Samuel, Curtis 1-8; Marshall, Jalin 1-1.
 INTERCEPTIONS: Cincinnati-None. Ohio State-None.

TEAM STATISTICS

Team Statistics	OSU	OPP
SCORING	171	80
Points Per Game	42.8	20.0
FIRST DOWNS	116	68
Rushing	63	36
Passing	46	26
Penalty	7	6
RUSHING YARDAGE	966	612
Yards gained rushing	1117	740
Yards lost rushing	151	128
Rushing Attempts	198	146
Average Per Rush	4.9	4.2
Average Per Game	241.5	153.0
TDs Rushing	8	4
PASSING YARDAGE	1119	650
Comp-Att-Int	72-114-5	61-107-5
Average Per Pass	9.8	6.1
Average Per Catch	15.5	10.7
Average Per Game	279.8	162.5
TDs Passing	13	6
TOTAL OFFENSE	2085	1262
Total Plays	312	253
Average Per Play	6.7	5.0
Average Per Game	521.2	315.5
KICK RETURNS: #-Yards	10-215	21-379
PUNT RETURNS: #-Yards	14-192	3-32
INT RETURNS: #-Yards	5-5	5-98
KICK RETURN AVERAGE	21.5	18.0
PUNT RETURN AVERAGE	13.7	10.7
INT RETURN AVERAGE	1.0	19.6
FUMBLES-LOST	6-3	5-2
PENALTIES-Yards	22-185	27-229
Average Per Game	46.2	57.2
PUNTS-Yards	10-419	29-1234
Average Per Punt	41.9	42.6
Net punt average	36.7	35.2
KICKOFFS-Yards	31-1932	17-1032
Average Per Kick	62.3	60.7
Net kick average	43.6	39.2
TIME OF POSSESSION/Game	32:12	27:48
3RD-DOWN Conversions	23/50	19/54
3rd-Down Pct	46%	35%
4TH-DOWN Conversions	4/7	1/1
4th-Down Pct	57%	100%
SACKS BY-Yards	9-71	9-67
MISC YARDS	0	0
TOUCHDOWNS SCORED	22	11
FIELD GOALS-ATTEMPTS	5-7	1-3
ON-SIDE KICKS	0-0	0-0
RED-ZONE SCORES	(18-21) 86%	(8-9) 89%
RED-ZONE TOUCHDOWNS	(15-21) 71%	(7-9) 78%
PAT-ATTEMPTS	(22-22) 100%	(11-11) 100%
ATTENDANCE	320283	0
Games/Avg Per Game	3/106761	0/0
Neutral Site Games		1/57579

Score by Quarters	1st	2nd	3rd	4th	OT	Total
Ohio State	54	34	48	35	0	171
Opponents	21	28	14	17	0	80

INDIVIDUAL STATISTICS

Rushing	gp	att	gain	loss	net	avg	td	lg	avg/g
Elliott, Ezekiel	4	55	333	10	323	5.9	3	20	80.8
Barrett, J.T.	4	55	289	84	205	3.7	1	25	51.2
Samuel, Curtis	4	32	199	7	192	6.0	2	26	48.0
Smith, Rod	4	15	72	1	71	4.7	2	14	17.8
Wilson, Dontre	4	9	65	6	59	6.6	0	21	14.8
Jones, Cardale	2	5	47	0	47	9.4	0	12	23.5
Ball, Warren	1	10	44	3	41	4.1	0	12	41.0
Marshall, Jalin	4	6	31	4	27	4.5	0	12	6.8
Dixon, Johnnie	1	4	20	0	20	5.0	0	9	20.0
Dunn, Bri'onte	2	3	15	0	15	5.0	0	6	7.5
Johnson, Jeffie	1	1	2	0	2	2.0	0	2	2.0
TEAM	4	3	0	36	-36	-12.0	0	0	-9.0
Total	4	198	1117	151	966	4.9	8	26	241.5
Opponents	4	146	740	128	612	4.2	4	67	153.0

Passing	gp	effic	comp-att-int	pct	yds	td	lg	avg/g
Barrett, J.T.	4	176.55	70-110-5	63.6	1087	13	80	271.8
Jones, Cardale	2	117.20	2-4-0	50.0	32	0	30	16.0
Total	4	174.47	72-114-5	63.2	1119	13	80	279.8
Opponents	4	117.20	61-107-5	57.0	650	6	83	162.5

Receiving	gp	no.	yds	avg	td	lg	avg/g
Thomas, Michael	4	13	247	19.0	4	63	61.8
Wilson, Dontre	4	11	179	16.3	1	40	44.8
Smith, Devin	4	9	278	30.9	4	80	69.5
Elliott, Ezekiel	4	9	103	11.4	0	22	25.8
Vannett, Nick	4	6	65	10.8	0	16	16.2
Samuel, Curtis	4	6	52	8.7	0	30	13.0
Marshall, Jalin	4	5	30	6.0	1	10	7.5
Smith, Corey	4	4	62	15.5	0	23	15.5
Spencer, Evan	4	4	55	13.8	1	19	13.8
Heuerman, Jeff	3	3	38	12.7	0	24	12.7
Smith, Rod	4	1	8	8.0	1	8	2.0
Baugh, Marcus	2	1	2	2.0	1	2	1.0
Total	4	72	1119	15.5	13	80	279.8
Opponents	4	61	650	10.7	6	83	162.5

Punt Returns	no.	yds	avg	td	lg
Wilson, Dontre	11	94	8.5	0	22
Marshall, Jalin	2	66	33.0	0	51
Greene, Jeff	1	10	10.0	0	0
Tanner, Ron	0	22	0.0	0	9
Total	14	192	13.7	0	51
Opponents	3	32	10.7	0	35

Interceptions	no.	yds	avg	td	lg
Perry, Joshua	1	0	0.0	0	0
Apple, Eli	1	0	0.0	0	0
Bell, Vonn	1	0	0.0	0	0
Powell, Tyvis	1	0	0.0	0	0
Smith, Erick	1	5	5.0	0	5
Total	5	5	1.0	0	5
Opponents	5	98	19.6	1	63

Kick Returns	no.	yds	avg	td	lg
Wilson, Dontre	9	199	22.1	0	38
Elliott, Ezekiel	1	16	16.0	0	16
Total	10	215	21.5	0	38
Opponents	21	379	18.0	0	26

Fumble Returns	no.	yds	avg	td	lg
Lee, Darron	1	61	61.0	1	61
Total	1	61	61.0	1	61
Opponents	0	0	0.0	0	0

INDIVIDUAL STATISTICS

Scoring	td	fg	PAT				dxp	saf	pts
			kick	rush	rcv	pass			
Nuernberger, Sean	-	5-7	22-22	-	-	-	-	-	37
Smith, Devin	4	-	-	-	-	-	-	-	24
Thomas, Michael	4	-	-	-	-	-	-	-	24
Elliott, Ezekiel	3	-	-	-	-	-	-	-	18
Smith, Rod	3	-	-	-	-	-	-	-	18
Samuel, Curtis	2	-	-	-	-	-	-	-	12
Wilson, Dontre	1	-	-	-	-	-	-	-	6
Baugh, Marcus	1	-	-	-	-	-	-	-	6
Barrett, J.T.	1	-	-	-	-	-	-	-	6
Spencer, Evan	1	-	-	-	-	-	-	-	6
Marshall, Jalin	1	-	-	-	-	-	-	-	6
Lee, Darron	1	-	-	-	-	-	-	-	6
TEAM	-	-	-	-	-	-	-	1	2
Total	22	5-7	22-22	-	-	-	-	1	171
Opponents	11	1-3	11-11	-	-	-	-	-	80

Total Offense	g	plays	rush	pass	total	avg/g
Barrett, J.T.	4	165	205	1087	1292	323.0
Elliott, Ezekiel	4	55	323	0	323	80.8
Samuel, Curtis	4	32	192	0	192	48.0
Jones, Cardale	2	9	47	32	79	39.5
Smith, Rod	4	15	71	0	71	17.8
Wilson, Dontre	4	9	59	0	59	14.8
Ball, Warren	1	10	41	0	41	41.0
Marshall, Jalin	4	6	27	0	27	6.8
Dixon, Johnnie	1	4	20	0	20	20.0
Dunn, Bri'onte	2	3	15	0	15	7.5
Johnson, Jeffie	1	1	2	0	2	2.0
TEAM	4	3	-36	0	-36	-9.0
Total	4	312	966	1119	2085	521.2
Opponents	4	253	612	650	1262	315.5

Field Goals	fg	pct.	01-19	20-29	30-39	40-49	50-99	lg	blk
Nuernberger, Sean	5-7	71.4	0-0	2-3	0-0	3-4	0-0	46	0

FG Sequence	Ohio State	Opponents
Navy	(46),(28)	36,(32)
Virginia Tech	40,27	46
Kent State	(41)	-
Cincinnati	(25),(42)	-

Numbers in (parentheses) indicate field goal was made.

Punting	no.	yds	avg	lg	tb	fc	i20	50+	blk
Johnston, Cameron	10	419	41.9	63	1	1	5	3	0
Total	10	419	41.9	63	1	1	5	3	0
Opponents	29	1234	42.6	57	1	3	7	9	1

Kickoffs	no.	yds	avg	tb	ob	retn	net	ydln
Clinton, Kyle	31	1932	62.3	8	2			
Total	31	1932	62.3	8	2	18.0	43.6	21
Opponents	17	1032	60.7	6	0	21.5	39.2	25

All Purpose	g	rush	rcv	pr	kr	ir	total	avg/g
Wilson, Dontre	4	59	179	94	199	0	531	132.8
Elliott, Ezekiel	4	323	103	0	16	0	442	110.5
Smith, Devin	4	0	278	0	0	0	278	69.5
Thomas, Michael	4	0	247	0	0	0	247	61.8
Samuel, Curtis	4	192	52	0	0	0	244	61.0
Barrett, J.T.	4	205	0	0	0	0	205	51.2
Marshall, Jalin	4	27	30	66	0	0	123	30.8
Smith, Rod	4	71	8	0	0	0	79	19.8
Vannett, Nick	4	0	65	0	0	0	65	16.2
Smith, Corey	4	0	62	0	0	0	62	15.5
Spencer, Evan	4	0	55	0	0	0	55	13.8
Jones, Cardale	2	47	0	0	0	0	47	23.5
Ball, Warren	1	41	0	0	0	0	41	41.0
Heurman, Jeff	3	0	38	0	0	0	38	12.7
Tanner, Ron	4	0	0	22	0	0	22	5.5
Dixon, Johnnie	1	20	0	0	0	0	20	20.0
Dunn, Bri'onte	2	15	0	0	0	0	15	7.5
Greene, Jeff	3	0	0	10	0	0	10	3.3
Smith, Erick	2	0	0	0	0	5	5	2.5
Johnson, Jeffie	1	2	0	0	0	0	2	2.0
Baugh, Marcus	2	0	2	0	0	0	2	1.0
TEAM	4	-36	0	0	0	0	-36	-9.0
Total	4	966	1119	192	215	5	2497	624.2
Opponents	4	612	650	32	379	98	1771	442.8

INDIVIDUAL STATISTICS

#	Defensive Leaders	gp	Tackles				Sacks	Pass defense			Fumbles		blkd	
			ua	a	tot	tfl/yds		no-yds	int-yds	brup	qbh	rcv-yds	ff	kick
37	Perry, Joshua	4	19	13	32	2.0-11	0.5-6	1-0	1	.	.	1	.	.
11	Bell, Vonn	4	16	9	25	.	.	1-0
23	Powell, Tyvis	4	14	10	24	.	.	1-0	1
14	Grant, Curtis	4	9	14	23	3.0-18	1.0-11
43	Lee, Darron	4	13	9	22	4.5-13	1.0-7	.	.	1	1-61	.	.	.
12	Grant, Doran	4	10	2	12	.	.	.	4
92	Washington, Adolphu	4	5	7	12	3.0-11	1.0-5
5A	McMillan, Raekwon	4	7	4	11	3.5-14	2.0-10
97	Bosa, Joey	4	4	6	10	4.5-31	2.5-26	.	.	1	.	3	.	.
13	Apple, Eli	4	7	3	10	.	.	1-0	3
1E	Burrows, Cam	4	3	5	8	.	.	.	1
1F	Frazier, Rashad	4	4	3	7	1	1-0	.	.	.
26	Reeves, Armani	4	3	4	7	.	.	.	1
88	Miller, Steve	4	4	3	7
63	Bennett, Michael	4	3	4	7	2.0-5	.	.	1	1
20	Tanner, Ron	4	4	2	6
35	Worley, Chris	3	5	1	6
10	Holmes, Jalyn	2	4	2	6	0.5-0
59	Lewis, Tyquan	3	2	2	4	1.5-7	0.5-3
19	Conley, Gareon	4	3	.	3
52	Munger, Donovan	4	1	2	3	1.0-1
30	Bogard, Devin	4	3	.	3
2D	Niehoff, Kevin	1	3	.	3
38	Fada, Craig	4	1	1	2
4	Samuel, Curtis	4	.	2	2
90	Schutt, Tommy	3	1	1	2
3	Thomas, Michael	4	2	.	2
55	Williams, Cam	4	.	1	1
36	Johnson, Trey	1	.	1	1	0.5-3	0.5-3	.	1
33	Booker, Dante	1	.	1	1	1
0D	Webb, Damon	1	1	.	1
0A	Smith, Erick	2	.	1	1	.	.	1-5
25	Dunn, Bri'onte	2	1	.	1
5	Heurman, Jeff	3	1	.	1
17	Marshall, Jalin	4	1	.	1
39	Clinton, Kyle	4	.	1	1
9	Smith, Devin	4	1	.	1
15	Elliott, Ezekiel	4	1	.	1
TM	TEAM	4	1	.	1	1
89	Greene, Jeff	3	1	.
	Total	4	157	114	271	26-114	9-71	5-5	13	5	2-61	4	1	1
	Opponents	4	208	122	330	21-120	9-67	5-98	11	3	3-0	3	.	.

SEASON/CAREER STATISTICS

	SEASON									CAREER								
Rushing	gp	att	gain	loss	net	avg	td	lg	avg/g	gp	att	gain	loss	net	avg	td	lg	avg/g
Elliott, Ezekiel	4	55	333	10	323	5.9	3	20	80.8	15	85	600	15	585	6.9	5	57	39.0
Barrett, J.T.	4	55	289	84	205	3.7	1	25	51.2	4	55	289	84	205	3.7	1	25	51.2
Samuel, Curtis	4	32	199	7	192	6.0	2	26	48.0	4	32	199	7	192	6.0	2	26	48.0
Smith, Rod	4	15	72	1	71	4.7	2	14	17.8	35	98	525	6	519	5.3	6	33	14.8
Wilson, Dontre	4	9	65	6	59	6.6	0	21	14.8	18	40	320	11	309	7.7	1	26	17.2
Jones, Cardale	2	5	47	0	47	9.4	0	12	23.5	5	22	179	4	175	8.0	1	20	35.0
Ball, Warren	1	10	44	3	41	4.1	0	12	41.0	13	23	120	3	117	5.1	0	12	9.0
Marshall, Jalin	4	6	31	4	27	4.5	0	12	6.8	6	6	31	4	27	4.5	0	12	4.5
Dixon, Johnnie	1	4	20	0	20	5.0	0	9	20.0	1	4	20	0	20	5.0	0	9	20.0
Dunn, Bri'onte	2	3	15	0	15	5.0	0	6	7.5	15	28	148	0	148	5.3	2	13	9.9
Johnson, Jeffie	1	1	2	0	2	2.0	0	2	2.0	1	1	2	0	2	2.0	0	2	2.0
TEAM	4	3	0	36	-36	-12.0	0	0	-9.0									
Total	4	198	1117	151	966	4.9	8	26	241.5									
Opponents	4	146	740	128	612	4.2	4	67	153.0									
Passing	gp	effic	comp-att-int	pct	yds	td	lg	avg/g	gp	effic	comp-att-int	pct	yds	td	lg	avg/g		
Barrett, J.T.	4	176.55	70-110-5	63.6	1087	13	80	271.8	4	176.55	70-110-5	63.6	1087	13	80	271.8		
Jones, Cardale	2	117.20	2-4-0	50.0	32	0	30	16.0	5	99.00	3-6-0	50.0	35	0	30	7.0		
Total	4	174.47	72-114-5	63.2	1119	13	80	279.8										
Opponents	4	117.20	61-107-5	57.0	650	6	83	162.5										
Receiving	gp	no.	yds	avg	td	lg	avg/g	gp	no.	yds	avg	td	lg	avg/g				
Thomas, Michael	4	13	247	19.0	4	63	61.8	15	16	269	16.8	4	63	17.9				
Wilson, Dontre	4	11	179	16.3	1	40	44.8	18	33	389	11.8	3	40	21.6				
Smith, Devin	4	9	278	30.9	4	80	69.5	43	97	1850	19.1	22	90	43.0				
Elliott, Ezekiel	4	9	103	11.4	0	22	25.8	15	12	126	10.5	1	22	8.4				
Vannett, Nick	4	6	65	10.8	0	16	16.2	28	23	268	11.7	1	32	9.6				
Samuel, Curtis	4	6	52	8.7	0	30	13.0	4	6	52	8.7	0	30	13.0				
Marshall, Jalin	4	5	30	6.0	1	10	7.5	6	5	30	6.0	1	10	5.0				
Smith, Corey	4	4	62	15.5	0	23	15.5	4	4	62	15.5	0	23	15.5				
Spencer, Evan	4	4	55	13.8	1	19	13.8	39	41	485	11.8	5	44	12.4				
Heuerman, Jeff	3	3	38	12.7	0	24	12.7	39	38	623	16.4	5	57	16.0				
Smith, Rod	4	1	8	8.0	1	8	2.0	35	9	94	10.4	2	51	2.7				
Baugh, Marcus	2	1	2	2.0	1	2	1.0	2	1	2	2.0	1	2	1.0				
Total	4	72	1119	15.5	13	80	279.8											
Opponents	4	61	650	10.7	6	83	162.5											
Total Offense	g	plays	rush	pass	total	avg/g	g	plays	rush	pass	total	avg/g						
Barrett, J.T.	4	165	205	1087	1292	323.0	4	165	205	1087	1292	323.0						
Elliott, Ezekiel	4	55	323	0	323	80.8	15	85	585	0	585	39.0						
Samuel, Curtis	4	32	192	0	192	48.0	4	32	192	0	192	48.0						
Jones, Cardale	2	9	47	32	79	39.5	5	28	175	35	210	42.0						
Smith, Rod	4	15	71	0	71	17.8	35	98	519	0	519	14.8						
Wilson, Dontre	4	9	59	0	59	14.8	18	40	309	0	309	17.2						
Ball, Warren	1	10	41	0	41	41.0	13	23	117	0	117	9.0						
Marshall, Jalin	4	6	27	0	27	6.8	6	6	27	0	27	4.5						
Dixon, Johnnie	1	4	20	0	20	20.0	1	4	20	0	20	20.0						
Dunn, Bri'onte	2	3	15	0	15	7.5	15	28	148	0	148	9.9						
Johnson, Jeffie	1	1	2	0	2	2.0	1	1	2	0	2	2.0						
TEAM	4	3	-36	0	-36	-9.0												
Total	4	312	966	1119	2085	521.2												
Opponents	4	253	612	650	1262	315.5												

SEASON/CAREER STATISTICS

Scoring	SEASON							CAREER											
	td	fg	kick	PAT			dxp	saf	pts	td	fg	kick	PAT			dxp	saf	pts	
Nuernberger, Sean	-	5-7	22-22	-	-	-	-	-	-	37	-	5-7	22-22	-	-	-	-	-	37
Thomas, Michael	4	-	-	-	-	-	-	-	-	24	4	-	-	-	-	-	-	-	24
Smith, Devin	4	-	-	-	-	-	-	-	-	24	22	-	-	-	-	-	-	-	132
Elliott, Ezekiel	3	-	-	-	-	-	-	-	-	18	6	-	-	-	-	-	-	-	36
Smith, Rod	3	-	-	-	-	-	-	-	-	18	8	-	-	-	-	-	-	-	48
Samuel, Curtis	2	-	-	-	-	-	-	-	-	12	2	-	-	-	-	-	-	-	12
Baugh, Marcus	1	-	-	-	-	-	-	-	-	6	1	-	-	-	-	-	-	-	6
Barrett, J.T.	1	-	-	-	-	-	-	-	-	6	1	-	-	-	-	-	-	-	6
Lee, Darron	1	-	-	-	-	-	-	-	-	6	1	-	-	-	-	-	-	-	6
Spencer, Evan	1	-	-	-	-	-	-	-	-	6	5	-	-	-	-	-	-	-	30
Wilson, Dontre	1	-	-	-	-	-	-	-	-	6	4	-	-	-	-	-	-	-	24
Marshall, Jalin	1	-	-	-	-	-	-	-	-	6	1	-	-	-	-	-	-	-	6
TEAM	-	-	-	-	-	-	-	-	-	1	2	-	-	-	-	-	-	-	-
Total	22	5-7	22-22	-	-	-	-	-	-	1	171	-	-	-	-	-	-	-	-
Opponents	11	1-3	11-11	-	-	-	-	-	-	-	80	-	-	-	-	-	-	-	-

Punt Returns	no.	yds	avg	td	lg	no.	yds	avg	td	lg
Wilson, Dontre	11	94	8.5	0	22	11	94	8.5	0	22
Marshall, Jalin	2	66	33.0	0	51	2	66	33.0	0	51
Greene, Jeff	1	10	10.0	0	0	1	10	10.0	0	0
Tanner, Ron	0	22	0.0	0	9	0	29	0.0	0	9
Total	14	192	13.7	0	51					
Opponents	3	32	10.7	0	35					

Kick Returns	no.	yds	avg	td	lg	no.	yds	avg	td	lg
Wilson, Dontre	9	199	22.1	0	38	30	722	24.1	0	51
Elliott, Ezekiel	1	16	16.0	0	16	1	16	16.0	0	16
Total	10	215	21.5	0	38					
Opponents	21	379	18.0	0	26					

Interceptions	no.	yds	avg	td	lg	no.	yds	avg	td	lg
Perry, Joshua	1	0	0.0	0	0	1	0	0.0	0	0
Smith, Erick	1	5	5.0	0	5	1	5	5.0	0	5
Apple, Eli	1	0	0.0	0	0	1	0	0.0	0	0
Powell, Tyvis	1	0	0.0	0	0	2	0	0.0	0	0
Bell, Vonn	1	0	0.0	0	0	2	4	2.0	0	4
Total	5	5	1.0	0	5					
Opponents	5	98	19.6	1	63					

Fumble Returns	no.	yds	avg	td	lg	no.	yds	avg	td	lg
Lee, Darron	1	61	61.0	1	61	1	61	61.0	1	61
Total	1	61	61.0	1	61					
Opponents	0	0	0.0	0	0					

SEASON/CAREER STATISTICS

	SEASON								CAREER							
	g	rush	rcv	pr	kr	ir	total	avg/g	g	rush	rcv	pr	kr	ir	total	avg/g
All Purpose																
Wilson, Dontre	4	59	179	94	199	0	531	132.8	18	309	389	94	722	0	1514	84.1
Elliott, Ezekiel	4	323	103	0	16	0	442	110.5	15	585	126	0	16	0	727	48.5
Smith, Devin	4	0	278	0	0	0	278	69.5	43	2	1850	18	233	0	2103	48.9
Thomas, Michael	4	0	247	0	0	0	247	61.8	15	0	269	0	0	0	269	17.9
Samuel, Curtis	4	192	52	0	0	0	244	61.0	4	192	52	0	0	0	244	61.0
Barrett, J.T.	4	205	0	0	0	0	205	51.2	4	205	0	0	0	0	205	51.2
Marshall, Jalin	4	27	30	66	0	0	123	30.8	6	27	30	66	0	0	123	20.5
Smith, Rod	4	71	8	0	0	0	79	19.8	35	519	94	0	303	0	916	26.2
Vannett, Nick	4	0	65	0	0	0	65	16.2	28	-1	268	0	0	0	267	9.5
Smith, Corey	4	0	62	0	0	0	62	15.5	4	0	62	0	0	0	62	15.5
Spencer, Evan	4	0	55	0	0	0	55	13.8	39	0	485	0	0	0	485	12.4
Jones, Cardale	2	47	0	0	0	0	47	23.5	5	175	0	0	0	0	175	35.0
Ball, Warren	1	41	0	0	0	0	41	41.0	13	117	0	0	0	0	117	9.0
Heurman, Jeff	3	0	38	0	0	0	38	12.7	39	6	623	0	13	0	642	16.5
Tanner, Ron	4	0	0	22	0	0	22	5.5	25	0	0	29	0	0	29	1.2
Dixon, Johnnie	1	20	0	0	0	0	20	20.0	1	20	0	0	0	0	20	20.0
Dunn, Bri'onte	2	15	0	0	0	0	15	7.5	15	148	0	0	22	0	170	11.3
Greene, Jeff	3	0	0	10	0	0	10	3.3	3	0	0	10	0	0	10	3.3
Smith, Erick	2	0	0	0	0	5	5	2.5	2	0	0	0	0	5	5	2.5
Johnson, Jeffie	1	2	0	0	0	0	2	2.0	1	2	0	0	0	0	2	2.0
Baugh, Marcus	2	0	2	0	0	0	2	1.0	2	0	2	0	0	0	2	1.0
TEAM	4	-36	0	0	0	0	-36	-9.0								
Total	4	966	1119	192	215	5	2497	624.2								
Opponents	4	612	650	32	379	98	1771	442.8								

Field Goals	att	good	long	blkd	att	good	long	blkd
Nuernberger, Sean	7	5	46	0	7	5	46	0
Total	7	5	46	0				
Opponents	3	1	32	0				

Punting	no.	yds	avg	lg	blk	no.	yds	avg	lg	blk
Johnston, Cameron	10	419	41.9	63	0	59	2575	43.6	71	0
Total	10	419	41.9	63	0					
Opponents	29	1234	42.6	57	1					

Kickoffs	no.	yds	avg	tb	ob	no.	yds	avg	tb	ob
Clinton, Kyle	31	1932	62.3	8	2	36	2251	62.5	10	2
Total	31	1932	62.3	8	2					
Opponents	17	1032	60.7	6	0					

SEASON/CAREER STATISTICS

#	Defensive Leaders	SEASON										CAREER											
		gp	ua	a	total	tfl	sack	int	pbu	fr	ff	blk	gp	ua	a	total	tfl	sack	int	pbu	fr	ff	blk
37	Perry, Joshua	4	19	13	32	2.0	0.5	1	1	.	1	.	28	60	41	101	4.0	1.5	1	3	.	1	.
11	Bell, Vonn	4	16	9	25	0.0	.	1	18	32	12	44	1.0	.	2
23	Powell, Tyvis	4	14	10	24	0.0	.	1	1	.	.	.	18	40	32	72	1.0	.	2	3	1	.	.
14	Grant, Curtis	4	9	14	23	3.0	1.0	35	37	48	85	7.0	3.5	.	2	1	.	.
43	Lee, Darron	4	13	9	22	4.5	1.0	.	.	1	.	.	6	13	9	22	4.5	1.0	.	.	1	.	.
12	Grant, Doran	4	10	2	12	0.0	.	.	4	.	.	.	43	71	24	95	3.0	1.0	4	15	1	1	1
92	Washington, Adolphus	4	5	7	12	3.0	1.0	26	28	29	57	10.5	6.0	.	.	.	1	1
5A	McMillan, Raekwon	4	7	4	11	3.5	2.0	4	7	4	11	3.5	2.0
97	Bosa, Joey	4	4	6	10	4.5	2.5	.	.	.	3	.	18	33	21	54	18.0	10.0	.	1	1	3	.
13	Apple, Eli	4	7	3	10	0.0	.	1	3	.	.	.	4	7	3	10	0.0	.	1	3	.	.	.
1E	Burrows, Cam	4	3	5	8	0.0	.	.	1	.	.	.	16	11	8	19	0.0	.	.	3	.	.	.
88	Miller, Steve	4	4	3	7	0.0	24	17	6	23	7.0	4.0
26	Reeves, Armani	4	3	4	7	0.0	.	.	1	.	.	.	22	21	14	35	0.0	.	1	8	.	1	.
63	Bennett, Michael	4	3	4	7	2.0	.	.	1	.	.	.	38	40	37	77	19.5	11.0	.	2	3	4	.
1F	Frazier, Rashad	4	4	3	7	0.0	.	.	.	1	.	.	5	4	3	7	0.0	.	.	.	1	.	.
35	Worley, Chris	3	5	1	6	0.0	3	5	1	6	0.0
20	Tanner, Ron	4	4	2	6	0.0	25	14	7	21	0.0	.	1
10	Holmes, Jalyn	2	4	2	6	0.5	2	4	2	6	0.5
59	Lewis, Tyquan	3	2	2	4	1.5	0.5	3	2	2	4	1.5	0.5
2D	Niehoff, Kevin	1	3	.	3	0.0	3	3	.	3	0.0
19	Conley, Gareon	4	3	.	3	0.0	5	3	.	3	0.0
52	Munger, Donovan	4	1	2	3	1.0	4	1	2	3	1.0
30	Bogard, Devin	4	3	.	3	0.0	4	3	.	3	0.0
38	Fada, Craig	4	1	1	2	0.0	16	1	2	3	0.0
90	Schutt, Tommy	3	1	1	2	0.0	19	4	5	9	0.5	0.5
4	Samuel, Curtis	4	.	2	2	0.0	4	.	2	2	0.0
3	Thomas, Michael	4	2	.	2	0.0	15	2	.	2	0.0
36	Johnson, Trey	1	.	1	1	0.5	0.5	.	1	.	.	.	7	5	7	12	0.5	0.5	.	1	.	.	.
33	Booker, Dante	1	.	1	1	0.0	1	.	1	1	0.0
0D	Webb, Damon	1	1	.	1	0.0	1	1	.	1	0.0
0A	Smith, Erick	2	.	1	1	0.0	.	1	2	.	1	1	0.0	.	1
25	Dunn, Bri'onte	2	1	.	1	0.0	15	1	1	2	0.0
55	Williams, Cam	4	.	1	1	0.0	4	.	1	1	0.0
5	Heuerman, Jeff	3	1	.	1	0.0	39	1	.	1	0.0
17	Marshall, Jalin	4	1	.	1	0.0	6	1	.	1	0.0
TM	TEAM	4	1	.	1	0.0											
9	Smith, Devin	4	1	.	1	0.0	43	6	2	8	0.0
15	Elliott, Ezekiel	4	1	.	1	0.0	15	5	.	5	0.0
39	Clinton, Kyle	4	.	1	1	0.0	7	.	1	1	0.0
89	Greene, Jeff	3	.	.	.	0.0	1	.	3	.	.	.	0.0	1
	Total	4	157	114	271	26	9	5	13	2	4	1											
	Opponents	4	208	122	330	21	9	5	11	3	3	.											

GAME-BY-GAME STATISTICS

TEAM STATISTICS

Date	Opponent	Rushing				Receiving				Passing				Kick Returns				Punt Returns				tot off
		no.	yds	td	lg	no.	yds	td	lg	cmp	att	int	yds	td	lg	no.	yds	td	lg	no.	yds	
Aug 30	vs Navy	40	194	1	20	12	226	2	80	12-15-1	226	2	80	2	53	0	35	3	24	0	11	420
Sep 06	VIRGINIA TECH	40	108	2	25	9	219	1	58	9-29-3	219	1	58	6	106	0	24	3	24	0	13	327
Sep 13	KENT STATE	53	284	3	26	25	344	6	63	25-34-1	344	6	63	1	38	0	38	7	142	0	51	628
Sep 27	CINCINNATI	65	380	2	21	26	330	4	34	26-36-0	330	4	34	1	18	0	18	1	2	0	2	710
Ohio State		198	966	8	26	72	1119	13	80	72-114-5	1119	13	80	10	215	0	38	14	192	0	51	2085
		146	612	4	67	61	650	6	83	61-107-5	650	6	83	21	379	0	26	3	32	0	35	1262

Games played: 4
 Avg per rush: 4.9
 Avg per catch: 15.5
 Pass efficiency: 174.47
 Kick ret avg: 21.5
 Punt ret avg: 13.7
 All purpose avg/game: 624.2
 Total offense avg/gm: 521.2

Date	Opponent	Tackles				Sacks	Fumble		Pass Defense			Blkd kick	PAT Attempts			saf	pts	
		ua	a	total	tfl-yds		no-yds	ff	fr-yds	int-yds	qbh		brup	kick	rush			rcv
Aug 30	vs Navy	48	36	84	8.0-31	2.0-16	1	1-61	0-0	2	1	0	4-4	0	0	0	0	34
Sep 06	VIRGINIA TECH	48	26	74	10.0-48	2.0-24	1	1-0	2-0	1	2	0	3-3	0	0	0	0	21
Sep 13	KENT STATE	33	30	63	7.0-27	4.0-23	0	0-0	3-5	2	7	1	9-9	0	0	0	0	66
Sep 27	CINCINNATI	28	22	50	1.0-8	1.0-8	2	0-0	0-0	0	3	0	6-6	0	0	0	1	50
Ohio State		157	114	271	26.0-114	9.0-71	4	2-61	5-5	5	13	1	22-22	0	0	0	1	171
		208	122	330	21.0-120	9.0-67	3	3-0	5-98	3	11	0	11-11	0	0	0	0	80

Date	Opponent	Punting							Field Goals			Kickoffs						
		no.	yds	avg	long	blkd	tb	fc	50+	i20	md-att	long	blkd	no.	yds	avg	tb	ob
Aug 30	vs Navy	2	111	55.5	58	0	1	0	2	1	2-2	46	0	7	436	62.3	2	1
Sep 06	VIRGINIA TECH	6	238	39.7	63	0	0	1	1	3	0-2	0	0	4	247	61.8	0	1
Sep 13	KENT STATE	1	28	28.0	28	0	0	0	0	0	1-1	41	0	11	685	62.3	2	0
Sep 27	CINCINNATI	1	42	42.0	42	0	0	0	0	1	2-2	42	0	9	564	62.7	4	0
Ohio State		10	419	41.9	63	0	1	1	3	5	5-7	46	0	31	1932	62.3	8	2
		29	1234	42.6	57	1	1	3	9	7	1-3	32	0	17	1032	60.7	6	0

OPPONENT STATISTICS

Date	Opponent	Rushing				Receiving				Passing				Kick Returns				Punt Returns				tot off	
		no.	yds	td	lg	no.	yds	td	lg	cmp	att	int	yds	td	lg	no.	yds	td	lg	no.	yds		td
Aug 30	vs Navy	63	370	2	67	2	20	0	17	2-4-0	20	0	17	4	64	0	19	0	0	0	0	0	390
Sep 06	VIRGINIA TECH	41	125	2	24	23	199	2	18	23-36-2	199	2	18	3	63	0	26	3	32	0	35	324	
Sep 13	KENT STATE	23	47	0	20	15	79	0	12	15-34-3	79	0	12	9	169	0	25	0	0	0	0	126	
Sep 27	CINCINNATI	19	70	0	19	21	352	4	83	21-33-0	352	4	83	5	83	0	23	0	0	0	0	422	
Opponents		146	612	4	67	61	650	6	83	61-107-5	650	6	83	21	379	0	26	3	32	0	35	1262	
		198	966	8	26	72	1119	13	80	72-114-5	1119	13	80	10	215	0	38	14	192	0	51	2085	

Games played: 4
 Avg per rush: 4.2
 Avg per catch: 10.7
 Pass efficiency: 117.20
 Kick ret avg: 18.0
 Punt ret avg: 10.7
 All purpose avg/game: 442.8
 Total offense avg/gm: 315.5

Date	Opponent	Tackles				Sacks	Fumble		Pass Defense			Blkd kick	PAT Attempts			saf	pts	
		ua	a	total	tfl-yds		no-yds	ff	fr-yds	int-yds	qbh		brup	kick	rush			rcv
Aug 30	vs Navy	40	22	62	5.0-23	1.0-9	0	0-0	1-0	2	0	0	2-2	0	0	0	0	17
Sep 06	VIRGINIA TECH	43	22	65	11.0-64	7.0-54	0	0-0	3-98	0	6	0	5-5	0	0	0	0	35
Sep 13	KENT STATE	62	32	94	2.0-8	0.0-0	2	2-0	1-0	0	2	0	0-0	0	0	0	0	0
Sep 27	CINCINNATI	63	46	109	3.0-25	1.0-4	1	1-0	0-0	1	3	0	4-4	0	0	0	0	28
Opponents		208	122	330	21.0-120	9.0-67	3	3-0	5-98	3	11	0	11-11	0	0	0	0	80
		157	114	271	26.0-114	9.0-71	4	2-61	5-5	5	13	1	22-22	0	0	0	1	171

Date	Opponent	Punting							Field Goals			Kickoffs						
		no.	yds	avg	long	blkd	tb	fc	50+	i20	md-att	long	blkd	no.	yds	avg	tb	ob
Aug 30	vs Navy	5	228	45.6	51	0	1	0	3	0	1-2	32	0	4	258	64.5	2	0
Sep 06	VIRGINIA TECH	6	268	44.7	54	0	0	0	1	1	0-1	0	0	6	350	58.3	0	0
Sep 13	KENT STATE	11	478	43.5	57	1	0	1	4	4	0-0	0	0	1	61	61.0	0	0
Sep 27	CINCINNATI	7	260	37.1	54	0	0	2	1	2	0-0	0	0	6	363	60.5	4	0
Opponents		29	1234	42.6	57	1	1	3	9	7	1-3	32	0	17	1032	60.7	6	0
		10	419	41.9	63	0	1	1	3	5	5-7	46	0	31	1932	62.3	8	2



GAME-BY-GAME STATISTICS

#16 Barrett, J.T.	Comp	Att	Int	Pct	Yards	TD	Long	Sacked	Effic
Navy	12	15	1	80.0	226	2	80	1-9	237.23
Virginia Tech	9	29	3	31.0	219	1	58	7-54	85.16
Kent State	23	30	1	76.7	312	6	63	0-0	223.36
Cincinnati	26	36	0	72.2	330	4	34	1-4	185.89
TOTALS	70	110	5	63.6	1087	13	80	9-67	176.55

#1A Jones, Cardale	Comp	Att	Int	Pct	Yards	TD	Long	Sacked	Effic
Kent State	2	4	0	50.0	32	0	30	0-0	117.20
TOTALS	2	4	0	50.0	32	0	30	0-0	117.20

RUSHING	No-Yds/TD	NAVY	VT	KENT	CIN
Elliott, E	55-323/3	12-44/1	8-32/1	7-65/0	28-182/1
Barrett, J.T.	55-205/1	9-50/0	24-70/1	8-6/0	14-79/0
Samuel, Curtis	32-192/2	7-45/0	5-26/0	15-100/2	5-21/0
Smith, Rod	15-71/2	2-6/0	-	2-4/1	11-61/1
Wilson, Dontre	9-59/0	6-43/0	2--5/0	-	1-21/0
Jones, Cardale	5-47/0	DNP	DNP	4-37/0	1-10/0
Ball, Warren	10-41/0	DNP	DNP	10-41/0	DNP
Marshall, Jalin	6-27/0	3-7/0	-	-	3-20/0
Dixon, Johnnie	4-20/0	DNP	DNP	4-20/0	DNP
Dunn, Bri'onte	3-15/0	DNP	DNP	2-9/0	1-6/0
Johnson, Jeffie	1-2/0	DNP	DNP	1-2/0	DNP
TEAM	3-36/0	1-1/0	1-15/0	-	1-20/0

RECEIVING	No-Yds/TD	NAVY	VT	KENT	CIN
Smith, Devin	9-278/4	2-94/1	1-58/0	2-59/1	4-67/2
Thomas, Michael	13-247/4	3-39/1	6-98/1	2-77/2	2-33/0
Wilson, Dontre	11-179/1	2-46/0	1-40/0	2-22/0	6-71/1
Elliott, E	9-103/0	-	-	4-52/0	5-51/0
Vannett, Nick	6-65/0	-	-	4-40/0	2-25/0
Smith, Corey	4-62/0	-	1-23/0	2-22/0	1-17/0
Spencer, Evan	4-55/1	2-24/0	-	1-12/0	1-19/1
Samuel, Curtis	6-52/0	1-4/0	-	4-40/0	1-8/0
Heurman, Jeff	3-38/0	-	-	DNP	3-38/0
Marshall, Jalin	5-30/1	2-19/0	-	2-10/1	1-1/0
Smith, Rod	1-8/1	-	-	1-8/1	-
Baugh, Marcus	1-2/1	DNP	DNP	1-2/1	-

ALL-PURPOSE YARDS	Total	NAVY	VT	KENT	CIN
Wilson, Dontre	531	166	149	104	112
Elliott, E	442	44	48	117	233
Smith, Devin	278	94	58	59	67
Thomas, Michael	247	39	98	77	33
Samuel, Curtis	244	49	26	140	29
Barrett, J.T.	205	50	70	6	79
Marshall, Jalin	123	26	-	76	21
Smith, Rod	79	6	-	12	61
Vannett, Nick	65	-	-	40	25
Smith, Corey	62	-	23	22	17
Spencer, Evan	55	24	-	12	19
Jones, Cardale	47	DNP	DNP	37	10
Ball, Warren	41	DNP	DNP	41	DNP
Heurman, Jeff	38	-	-	DNP	38
Tanner, Ron	22	-	-	22	-
Dixon, Johnnie	20	DNP	DNP	20	DNP
Dunn, Bri'onte	15	DNP	DNP	9	6
Greene, Jeff	10	-	-	10	DNP
Smith, Erick	5	DNP	DNP	5	-
Johnson, Jeffie	2	DNP	DNP	2	DNP
Baugh, Marcus	2	DNP	DNP	2	-



GAME-BY-GAME STATISTICS

Total Tackles	UA-A	Total	NAVY	VT	KENT	CIN
Perry, Joshua	19-13	32	5-4	7-4	2-4	5-1
Bell, Vonn	16-9	25	5-2	5-2	2-2	4-3
Powell, Tyvis	14-10	24	8-5	3-2	2-3	1-0
Grant, Curtis	9-14	23	3-4	6-7	0-2	0-1
Lee, Darron	13-9	22	5-2	4-3	2-1	2-3
Grant, Doran	10-2	12	1-1	3-0	4-0	2-1
Washington, A	5-7	12	4-2	1-3	-	0-2
McMillan, R	7-4	11	-	1-0	5-2	1-2
Apple, Eli	7-3	10	1-1	2-1	-	4-1
Bosa, Joey	4-6	10	1-2	1-2	0-1	2-1
Burrows, Cam	3-5	8	0-4	-	3-0	0-1
Bennett, M	3-4	7	1-1	1-1	0-1	1-1
Miller, Steve	4-3	7	0-3	1-0	1-0	2-0
Reeves, Armani	3-4	7	3-1	-	-	0-3
Frazier, Rashad	4-3	7	2-2	2-1	-	-
Holmes, Jalyn	4-2	6	DNP	DNP	3-2	1-0
Worley, Chris	5-1	6	4-1	-	1-0	DNP
Tanner, Ron	4-2	6	2-0	1-0	0-2	1-0
Lewis, Tyquan	2-2	4	1-1	1-0	0-1	DNP
Conley, Gareon	3-0	3	-	2-0	1-0	-
Munger, Donovan	1-2	3	-	-	1-1	0-1
Bogard, Devin	3-0	3	-	2-0	-	1-0
Niehoff, Kevin	3-0	3	DNP	DNP	3-0	DNP
Thomas, Michael	2-0	2	-	1-0	1-0	-
Schutt, Tommy	1-1	2	1-0	DNP	0-1	-
Fada, Craig	1-1	2	1-0	-	-	0-1
Samuel, Curtis	0-2	2	-	-	0-2	-
Elliott, E	1-0	1	-	1-0	-	-
Clinton, Kyle	0-1	1	-	-	0-1	-
Smith, Erick	0-1	1	DNP	DNP	0-1	-
TEAM	1-0	1	-	-	1-0	-
Smith, Devin	1-0	1	-	1-0	-	-
Dunn, Bri'onte	1-0	1	DNP	DNP	-	1-0
Marshall, Jalin	1-0	1	-	1-0	-	-
Williams, Cam	0-1	1	-	-	0-1	-
Booker, Dante	0-1	1	DNP	DNP	0-1	DNP
Johnson, Trey	0-1	1	DNP	DNP	0-1	DNP
Heuerman, Jeff	1-0	1	-	1-0	DNP	-
Webb, Damon	1-0	1	DNP	DNP	1-0	DNP

TACKLES FOR LOSS	UA-A	Total	NAVY	VT	KENT	CIN
Bosa, Joey	3-3	4.5	1.0-3	2.0-19	0.5-1	1.0-8
Lee, Darron	4-1	4.5	2.0-3	1.0-2	1.5-8	-
McMillan, R	3-1	3.5	-	1.0-3	2.5-11	-
Washington, A	3-0	3.0	2.0-7	1.0-4	-	-
Grant, Curtis	3-0	3.0	1.0-11	2.0-7	-	-
Perry, Joshua	1-2	2.0	-	2.0-11	-	-
Bennett, M	2-0	2.0	1.0-3	1.0-2	-	-
Lewis, Tyquan	1-1	1.5	1.0-4	-	0.5-3	DNP
Munger, Donovan	1-0	1.0	-	-	1.0-1	-
Johnson, Trey	0-1	0.5	DNP	DNP	0.5-3	DNP
Holmes, Jalyn	0-1	0.5	DNP	DNP	0.5-0	-

SACKS	UA-A	Total	NAVY	VT	KENT	CIN
Bosa, Joey	2-1	2.5	-	1.5-18	-	1.0-8
McMillan, R	2-0	2.0	-	-	2.0-10	-
Grant, Curtis	1-0	1.0	1.0-11	-	-	-
Lee, Darron	1-0	1.0	-	-	1.0-7	-
Washington, A	1-0	1.0	1.0-5	-	-	-
Perry, Joshua	0-1	0.5	-	0.5-6	-	-
Lewis, Tyquan	0-1	0.5	-	-	0.5-3	DNP
Johnson, Trey	0-1	0.5	DNP	DNP	0.5-3	DNP

PARTICIPATION/STARTS

#	PLAYER	GP-GS	NAVY	VT	KENT	CIN
13	Apple, Eli	4/4	START	START	START	START
76	Baldwin, Darryl	4/4	START	START	START	START
28	Ball, Warren	1/-	XXX	...
16	Barrett, J.T.	4/4	START	START	START	START
85	Baugh, Marcus	2/-	XXX	XXX
11	Bell, Vonn	4/3	XXX	START	START	START
63	Bennett, M	4/4	START	START	START	START
44	Berger, Kyle	2/-	...	XXX	XXX	...
30	Bogard, Devin	4/-	XXX	XXX	XXX	XXX
33	Booker, Dante	1/-	XXX	...
50	Boren, Jacoby	4/4	START	START	START	START
97	Bosa, Joey	4/4	START	START	START	START
80	Brown, Noah	2/-	...	XXX	XXX	...
48	Burger, Joe	3/-	XXX	...	XXX	XXX
1E	Burrows, Cam	4/1	START	XXX	XXX	XXX
21	Campbell, P	1/-	...	XXX
72	Carter, Chris	3/-	...	XXX	XXX	XXX
39	Clinton, Kyle	4/-	XXX	XXX	XXX	XXX
19	Conley, Gareon	4/-	XXX	XXX	XXX	XXX
68	Decker, Taylor	4/4	START	START	START	START
1	Dixon, Johnnie	1/-	XXX	...
66	Dodson, Kyle	1/-	XXX	...
32	Doup, Russell	1/-	XXX	...
25	Dunn, Bri'onte	2/-	XXX	XXX
65	Elflein, Pat	4/4	START	START	START	START
15	Elliott, E	4/4	START	START	START	START
38	Fada, Craig	4/-	XXX	XXX	XXX	XXX
57	Farris, Chase	4/-	XXX	XXX	XXX	XXX
1F	Frazier, Rashad	4/-	XXX	XXX	XXX	XXX
14	Grant, Curtis	4/4	START	START	START	START
12	Grant, Doran	4/4	START	START	START	START
89	Greene, Jeff	3/-	XXX	XXX	XXX	...
87	Gwilym, Peter	1/-	...	XXX
51	Hale, Joel	4/-	XXX	XXX	XXX	XXX
41	Haynes, Bryce	3/-	XXX	...	XXX	XXX
5	Heurman, Jeff	3/3	START	START	...	START
77	Hill, Michael	2/-	XXX	...	XXX	...
10	Holmes, Jalyn	2/-	XXX	XXX
24	Hooker, Malik	1/-	...	XXX
3A	Johnson, Jeffie	1/-	XXX	...
36	Johnson, Trey	1/-	XXX	...
95	Johnston, C	4/-	XXX	XXX	XXX	XXX
1A	Jones, Cardale	2/-	XXX	XXX
74	Jones, Jamarco	2/-	XXX	XXX
64	Jones, Marcelys	1/-	XXX	...
43	Lee, Darron	4/4	START	START	START	START
59	Lewis, Tyquan	3/-	XXX	XXX	XXX	...
17	Marshall, Jalin	4/-	XXX	XXX	XXX	XXX
4A	Mawhirter, A	1/-	...	XXX
5B	McMillan, R	4/-	XXX	XXX	XXX	XXX
88	Miller, Steve	4/4	START	START	START	START
18	Mitchell, Kato	1/-	XXX	...
52	Munger, Donovan	4/-	XXX	XXX	XXX	XXX
2D	Niehoff, Kevin	1/-	XXX	...
96	Nuernberger, S	4/-	XXX	XXX	XXX	XXX
37	Perry, Joshua	4/3	XXX	START	START	START
23	Powell, Tyvis	4/4	START	START	START	START
54	Price, Billy	4/4	START	START	START	START
26	Reeves, Armani	4/-	XXX	XXX	XXX	XXX
4B	Rock, Chris	2/-	XXX	XXX
4	Samuel, Curtis	4/-	XXX	XXX	XXX	XXX
90	Schutt, Tommy	3/-	XXX	...	XXX	XXX
84	Smith, Corey	4/1	XXX	XXX	XXX	START
9	Smith, Devin	4/2	START	XXX	START	XXX
0A	Smith, Erick	2/-	XXX	XXX
7	Smith, Rod	4/-	XXX	XXX	XXX	XXX
4C	Snyder, Nick	1/-	XXX	...
8	Spence, Noah	1/-	XXX	...
6	Spencer, Evan	4/4	START	START	START	START
93	Sprinkle, Tracy	1/-	XXX	...
20	Tanner, Ron	4/-	XXX	XXX	XXX	XXX
3	Thomas, Michael	4/3	START	START	START	XXX
73	Underwood, A	3/-	...	XXX	XXX	XXX
81	Vannett, Nick	4/1	XXX	XXX	START	XXX
92	Washington, A	4/4	START	START	START	START
0D	Webb, Damon	1/-	XXX	...
55	Williams, Cam	4/-	XXX	XXX	XXX	XXX
2	Wilson, Dontre	4/2	XXX	START	XXX	START
35	Worley, Chris	3/1	START	XXX	XXX	...



BUCKEYES IN THE RED ZONE

Ohio State Inside Opponent Red-Zone

Date	Opponent	Score	Times In RZ	Times Scored	Total Pts	Rush TDs	Pass TDs	FGs Made	Failed to score inside RZ						
									FGA	Down	Int	Fumb	Half	Game	
Aug 30, 2014	vs Navy	W 34-17	4	3	17	2	1	1	0	0	1	0	0	0	0
Sep 06, 2014	VIRGINIA TECH	L 21-35	3	2	14	2	2	0	1	0	0	0	0	0	0
Sep 13, 2014	KENT STATE	W 66-0	9	8	52	7	3	4	0	0	1	0	0	0	0
Sep 27, 2014	CINCINNATI	W 50-28	5	5	31	4	2	2	0	0	0	0	0	0	0
Totals			21	18	114	15	8	7	3	1	0	2	0	0	0
18 of 21 (85.7%)															

Opponents Inside Ohio State Red-Zone

Date	Opponent	Score	Times In RZ	Times Scored	Total Pts	Rush TDs	Pass TDs	FGs Made	Failed to score inside RZ						
									FGA	Down	Int	Fumb	Half	Game	
Aug 30, 2014	vs Navy	W 34-17	4	3	17	2	2	0	1	1	0	0	0	0	0
Sep 06, 2014	VIRGINIA TECH	L 21-35	4	4	28	4	2	2	0	0	0	0	0	0	0
Sep 13, 2014	KENT STATE	W 66-0	0	0	0	0	0	0	0	0	0	0	0	0	0
Sep 27, 2014	CINCINNATI	W 50-28	1	1	7	1	0	1	0	0	0	0	0	0	0
Totals			9	8	52	7	4	3	1	1	0	0	0	0	0
8 of 9 (88.9%)															

GAME HIGHS

TEAM GAME HIGHS

Rushes	65	vs Cincinnati (Sep 27, 2014)
Yards Rushing	380	vs Cincinnati (Sep 27, 2014)
Yards Per Rush	5.8	vs Cincinnati (Sep 27, 2014)
TD Rushes	3	vs Kent State (Sep 13, 2014)
Pass attempts	36	vs Cincinnati (Sep 27, 2014)
Pass completions	26	vs Cincinnati (Sep 27, 2014)
Yards Passing	344	vs Kent State (Sep 13, 2014)
Yards Per Pass	15.1	vs Navy (Aug 30, 2014)
TD Passes	6	vs Kent State (Sep 13, 2014)
Total Plays	101	vs Cincinnati (Sep 27, 2014)
Total Offense	710	vs Cincinnati (Sep 27, 2014)
Yards Per Play	7.6	vs Navy (Aug 30, 2014)
Points	66	vs Kent State (Sep 13, 2014)
Sacks By	4	vs Kent State (Sep 13, 2014)
First Downs	45	vs Cincinnati (Sep 27, 2014)
Penalties	7	vs Virginia Tech (Sep 06, 2014)
	7	vs Cincinnati (Sep 27, 2014)
Penalty Yards	63	vs Kent State (Sep 13, 2014)
Turnovers	3	vs Virginia Tech (Sep 06, 2014)
	3	vs Kent State (Sep 13, 2014)
Interceptions By	3	vs Kent State (Sep 13, 2014)
Punts	6	vs Virginia Tech (Sep 06, 2014)
Punting Avg	55.5	vs Navy (Aug 30, 2014)
Long Punt	63	vs Virginia Tech (Sep 06, 2014)
Punts inside 20	3	vs Virginia Tech (Sep 06, 2014)
Long Punt Return	51	vs Kent State (Sep 13, 2014)

INDIVIDUAL GAME HIGHS

Rushes	28	Elliott, Ezekiel vs Cincinnati (Sep 27, 2014)
Yards Rushing	182	Elliott, Ezekiel vs Cincinnati (Sep 27, 2014)
TD Rushes	2	Samuel, Curtis vs Kent State (Sep 13, 2014)
Long Rush	26	Samuel, Curtis vs Kent State (Sep 13, 2014)
Pass attempts	36	Barrett, J.T. vs Cincinnati (Sep 27, 2014)
Pass completions	26	Barrett, J.T. vs Cincinnati (Sep 27, 2014)
Yards Passing	330	Barrett, J.T. vs Cincinnati (Sep 27, 2014)
TD Passes	6	Barrett, J.T. vs Kent State (Sep 13, 2014)
Long Pass	80	Barrett, J.T. vs Navy (Aug 30, 2014)
Receptions	6	Thomas, Michael vs Virginia Tech (Sep 06, 2014)
	6	Wilson, Dontre vs Cincinnati (Sep 27, 2014)
Yards Receiving	98	Thomas, Michael vs Virginia Tech (Sep 06, 2014)
TD Receptions	2	Thomas, Michael vs Kent State (Sep 13, 2014)
	2	Smith, Devin vs Cincinnati (Sep 27, 2014)
Long Reception	80	Smith, Devin vs Navy (Aug 30, 2014)
Field Goals	2	Nuernberger, Sean vs Navy (Aug 30, 2014)
	2	Nuernberger, Sean vs Cincinnati (Sep 27, 2014)
Long Field Goal	46	Nuernberger, Sean vs Navy (Aug 30, 2014)
Punts	6	Johnston, Cameron vs Virginia Tech (Sep 06, 2014)
Punting Avg	55.5	Johnston, Cameron vs Navy (Aug 30, 2014)
Long Punt	63	Johnston, Cameron vs Virginia Tech (Sep 06, 2014)
Punts inside 20	3	Johnston, Cameron vs Virginia Tech (Sep 06, 2014)
Long Punt Return	51	Marshall, Jalin vs Kent State (Sep 13, 2014)
Long Kickoff Return	38	Wilson, Dontre vs Kent State (Sep 13, 2014)
Tackles	13	Powell, Tyvis vs Navy (Aug 30, 2014)
	13	Grant, Curtis vs Virginia Tech (Sep 06, 2014)
Sacks	2.0	McMillan, Raekwon vs Kent State (Sep 13, 2014)
Tackles For Loss	2.5	McMillan, Raekwon vs Kent State (Sep 13, 2014)
Interceptions	1	Bell, Vonn vs Virginia Tech (Sep 06, 2014)
	1	Apple, Eli vs Virginia Tech (Sep 06, 2014)
	1	Smith, Erick vs Kent State (Sep 13, 2014)
	1	Powell, Tyvis vs Kent State (Sep 13, 2014)
	1	Perry, Joshua vs Kent State (Sep 13, 2014)